



WHAT'S INCLUDED:

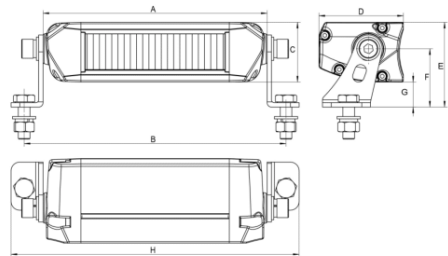
- 2 X Light Bars
- Side and Bottom Mount Brackets & Hardware
- 1 X Wiring Harness
- 1 X Switch Panel

SUPER B SERIES

6" STREET LEGAL FOG LIGHT BAR

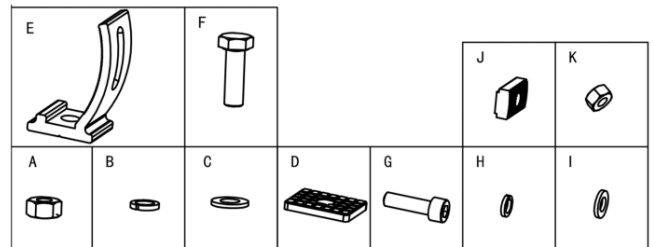
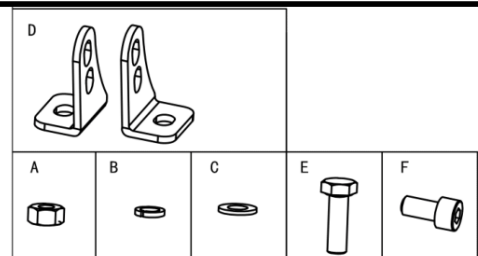
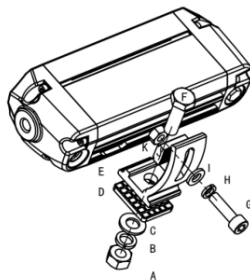
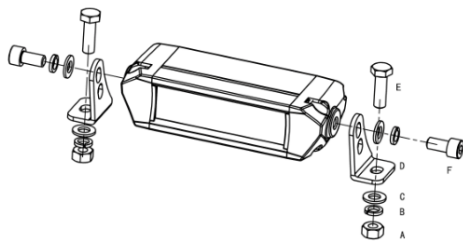
FEATURES & SPECIFICATIONS:

- LIGHT OUTPUT: 1400 Lumens (Per Light)
- POWER: 32W @ 13.6V DC
- VOLTAGE: 10 - 36V DC
- DIMENSION: 6.1 x 2.3 x 1.6"
- BEAM PATTERN:
 - Fog Light
 - Strobe (3 Flash Patterns)
- COMPLIANCE: SAE J583

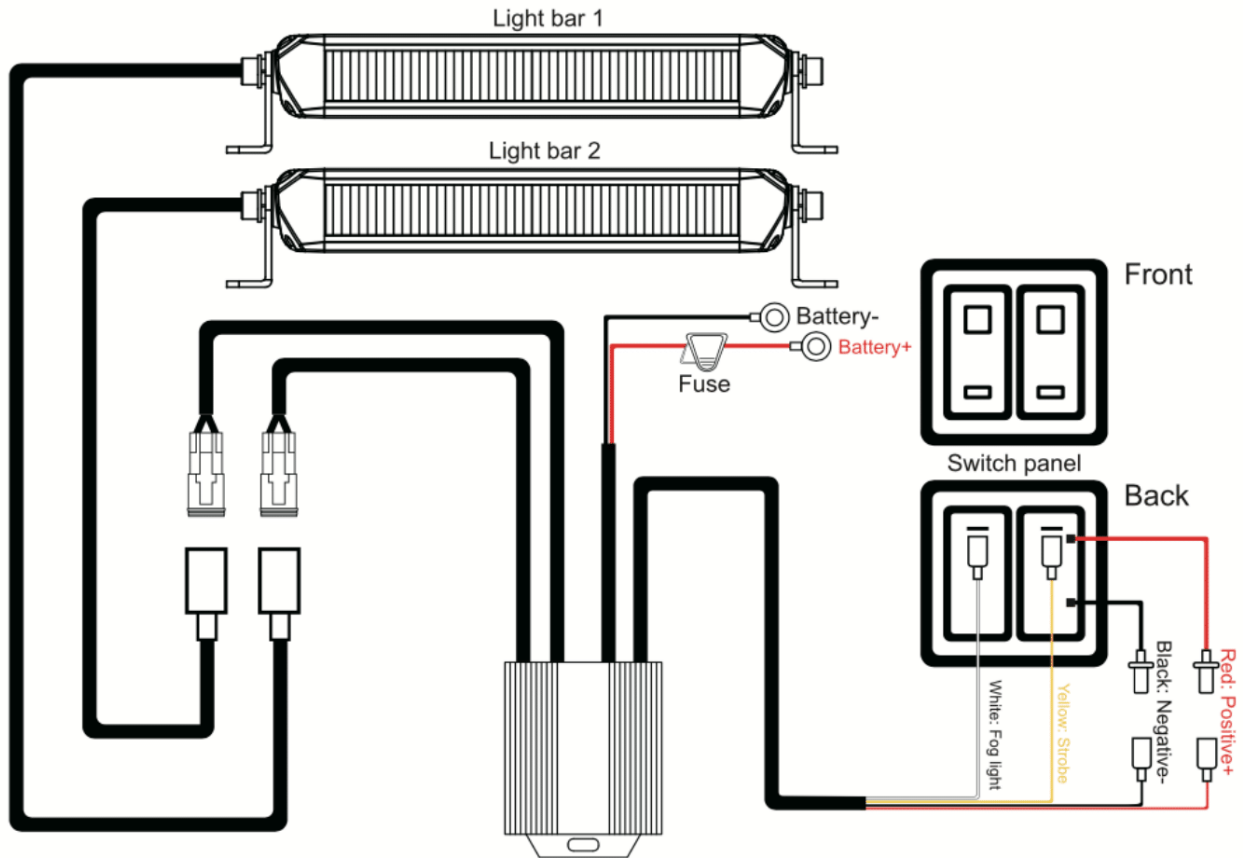


A - 6.06" B - 7.09" C - 1.61" D - 2.28"
E - 2.29" F - 1.57" G - 0.68" H - 7.80"

MOUNTING BRACKET INSTALL INSTRUCTION



HARNESS INSTALL INSTRUCTION



1. Determine suitable mounting locations to install the LED light bars, wiring harness and switch panel. Once all mounting locations are confirmed, connect the wires as shown above. Proper insulation at connections is required.
2. Connect positive and negative wire properly. Press the switch buttons to test if each mode is functioning properly.
3. Adjust the light to the desired angle and then secure by tightening all mounting screws.
4. There are 3 flash patterns available: Triple, Double Quick and Double Slow. You can switch to a different strobe pattern by turning the strobe switch on and off with an interval of at least 2 seconds.