



WHAT'S INCLUDED:

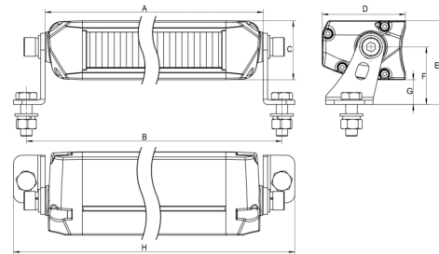
- 1 X Light Bars
- Side and Bottom Mount Brackets & Hardware
- 1 X Wiring Harness w/ Toggle Switch

OPTIC SERIES

20" STREET LEGAL DRIVING LIGHT BAR

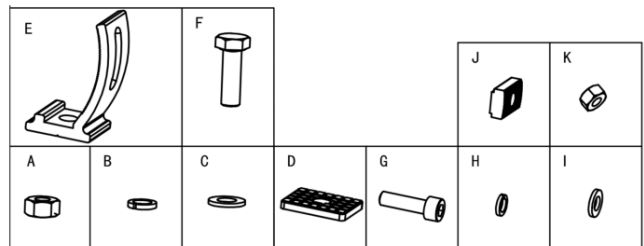
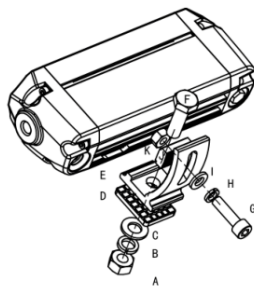
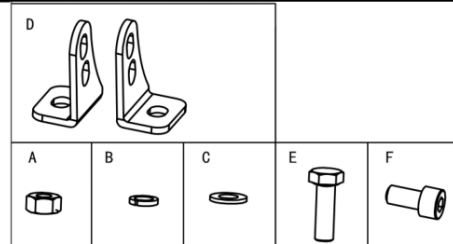
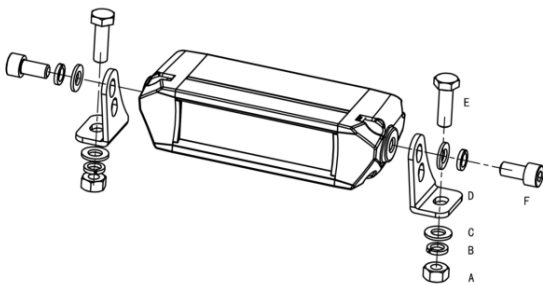
FEATURES & SPECIFICATIONS:

- LIGHT OUTPUT: 4600 Lumens (Per Light)
- POWER: 80W @ 13.6V DC
- VOLTAGE: 10 - 36V DC
- DIMENSION: 10.1 x 2.3 x 1.6"
- BEAM PATTERN:
Driving Beam (Auxiliary High Beam)
- COMPLIANCE: SAE J581

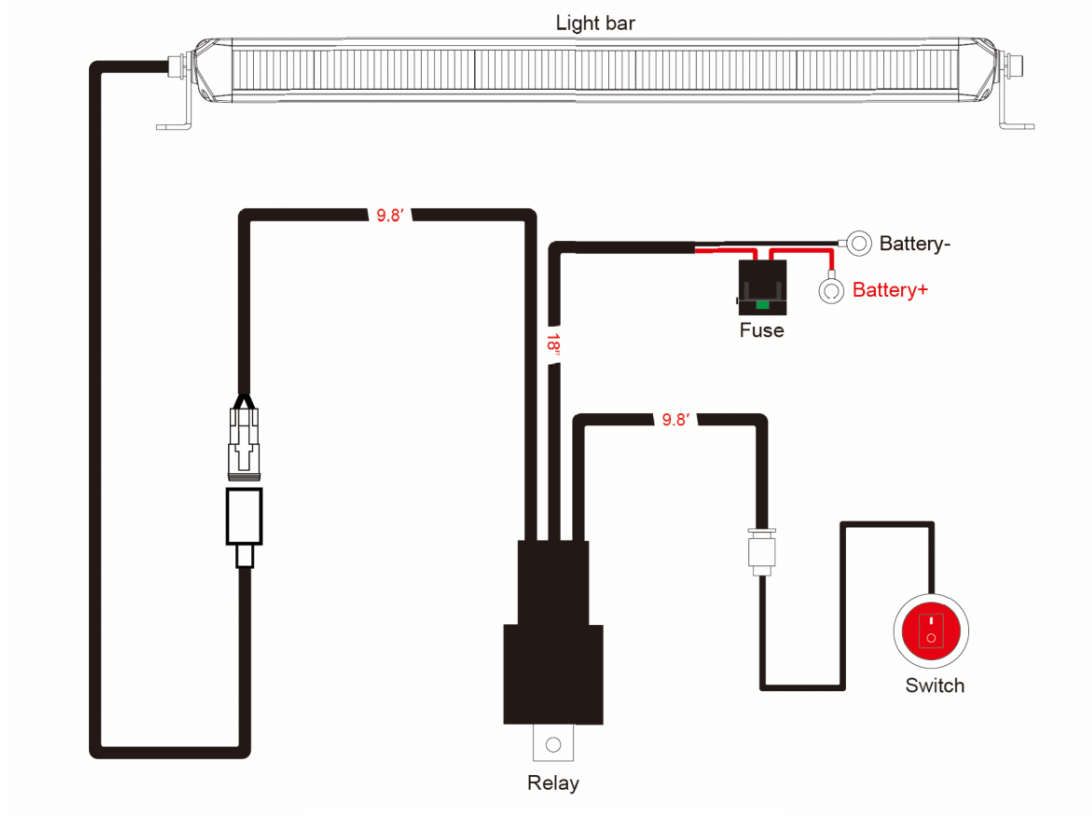


A - 10.16" B - 11.18" C - 1.61" D - 2.28"
E - 2.29" F - 1.57" G - 0.68" H - 11.89"

MOUNTING INSTALL INSTRUCTION



INSTALL INSTRUCTION



1. Determine suitable mounting locations to install the LED light bar, wiring harness and switch. Once all mounting locations are confirmed, connect the wires as shown above. Proper insulation at connections is required.
2. Connect positive and negative wire properly. Press the switch button to test if the light bar is functioning properly.
3. Adjust the light to the desired angle and then secure by tightening all mounting screws.