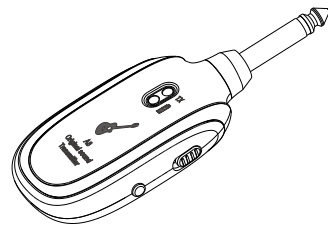


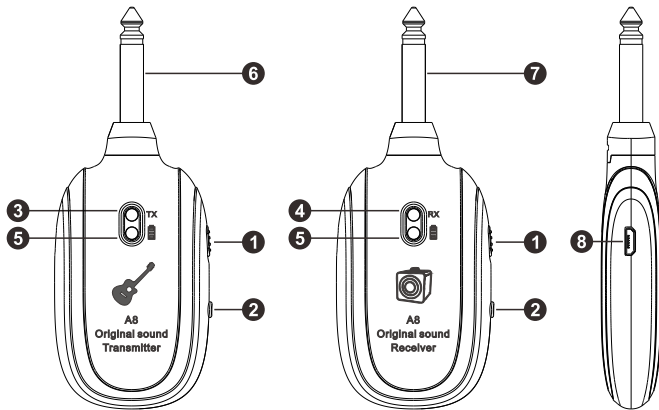
Soundtrack wireless flying self

**A8-1** OWNER'S MANUAL



**A8 Guitar Wireless System**

## USER'S MANUAL



**2** Transmitter

**Receiver**

## Functions

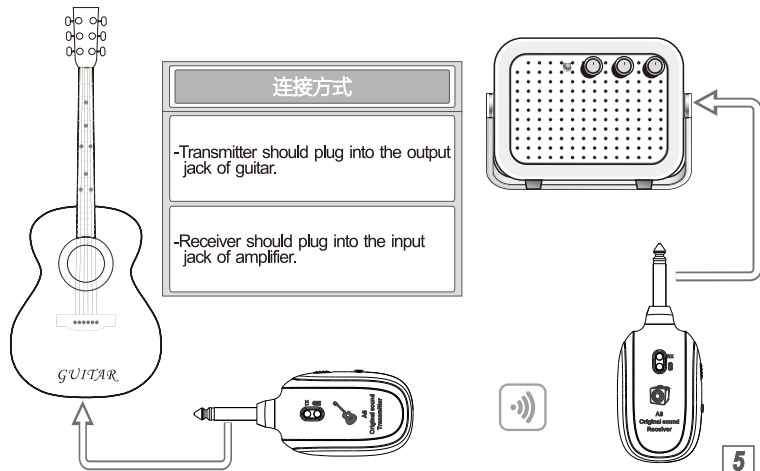
<b>1</b>	Power switch	Power switches of transmitter and receiver.
<b>2</b>	Channel selection and matched switch	-Short press the button,indicator light of Tx or Rx flashes,and the times of flashing means the channel No. -Channel pairs:shall choose the same channel for the transmitter and receiver. -Remark:shall choose the different channels when two or more machines are used at the same time. (up to 4 wireless systems can be used at the once)
<b>3</b>	Indicator light of transmitter	-At boot,the indicator light will indicate the channel number according to the corresponding flashing times of channel. -Later,the red light keeps on,with being in transmitting state.
<b>4</b>	Indicator light of receiver	-At boot,the indicator light will indicate the channel number according to the corresponding flashing times of channel. -If receive the signal of transmitter,the green light keeps on, with being in receiving state. -If no corresponding signal was received,the light turns off.

## Functions

5	Indicator light of power	-Be used for indicating the electric quantity during the normal usage of transmitter and receiver ; When the green light comes on ,the power is more than 70%;When the red and green light come on at the same time,the power is 30%~70%;When the red light comes on,the power is less than 30%, please charge it as soon as possible. -In charging,the green light flashes,said it charging. When it is full of power,the green light comes on.
6	Guitar input	Universal to all electric guitars and electroacoustic instruments
7	Amplifier output	Connecting amplifier or other sound-producing equipment
8	USB In Charger	Micro USB interface for recharging

4


## USAGE FOR GUITAR/AMPLIFIER



## USAGE FOR GUITAR/AMPLIFIER



-By the patch cord, you can send the signal obtained by receiver to the computer, table PC or cellphone.  
-You can equip right patch cord according to your own equipment type.  
-By this way, you can record the voice made from instrument or share it on the Internet.




6

## CHARGE



Computer, charger or mobile phone charger



7

## SPECIFICATION

- 1 Frequency Response : UHF
- 2 Frequency Broad: 20Hz-20kHz
- 3 Latency: less than 4ms
- 4 Charge port: Micro USB
- 5 Charging Time: 2h
- 6 Battery Life: 4h
- 7 Size: 110\*43\*17mm
- 8 Weight: 50g

8

## MEMO


9

## QUALITY ASSURANCE

- This product is manufactured by strict quality control and inspection.
- If happening trouble in normal use, customer support center will repair in free during guarantee period.
- If being related to cost service, even though passing or not passing the guarantee period, it needs the repair cost.
- If need a repair, please present a guarantee letter.
- Guarantee letter can not be re-issued again, so please keep it carefully.
- This guarantee is available only in the domestic.

10

## PRODUCT WARRANTY

Product Name	WIRELESS TRANSMITTER & RECEIVER		Model No	FW-1			
Purchase date	Year	Month	Day	Guarantee Period	1Year	Holding period for repairing part	1 year after the product is discontinued
Customer	Name					Tel	
	Address						
Manufacturer	Name					Tel	
	Address						
Seller	Company					Tel	
	Address					Name	

11