



Customer Information Page

THANK YOU for choosing Custom Collars Boutique, we look forward to partnering with you! Our goal is for you to be completely satisfied with your order. To complete your order, please fill out your information below and sign at the bottom, agreeing to our terms and conditions.

Date of Order: _____

Name: _____ Phone: _____

Address: _____ City: _____

State: _____ Zip Code: _____ Email: _____

Breed: _____ Region: _____ Trainer/Stable: _____

PLEASE READ our Terms and Conditions and sign below:

-Custom Order Timeline is an approximate lead time. Our lead time is ever changing depending on the season or number of orders in front of yours. We will do everything in our power to have your garment to you in the given lead time, but each item is handmade, and we cannot guarantee a specific date.

-In-Stock Orders: If you are not satisfied, you may return for a refund within **one week** of arrival. Buyer pays the return shipping, and item must be unworn, undamaged and folded in return packaging.

-Full Payment is required before item is shipped to customer.

-Custom Orders: **All custom orders are final**, except in the case of physical defect to the item. If this is the case, notify Custom Collars Boutique within 1 week of receiving shipment. Custom Collars Boutique is not responsible for weight gain or loss after the time the custom order is placed. In the event of weight gain/loss, Custom Collars Boutique offers alteration services at buyers' expense.

-Second Fitting: Our goal is for your custom item to fit excellently, but sometimes this requires a second or third fitting upon arrival of garment to you. This is a normal part of purchasing custom made garments. If alterations need to be made, please let Custom Collars Boutique know within 1 week of receiving your custom garment. If a second fitting and alterations are needed we will need the following from the customer within 2 weeks of receiving garment:

-Pictures of customer from the front, back and side IN the custom garment-for our tailors to see.

-Current chest & waist measurements to compare to what is on file.

-If custom garment is too large, please have item pinned to let us know how tight you prefer the garment.

****If ALL of the above items are not provided in the 2 week window- customer forfeits the alteration services provided by Custom Collars Boutique included in your custom purchase.**

Please sign and date below that you agree to the terms and conditions above

_____ Date _____



Custom Jacket / Suit Order Form

Thank you so much for choosing Custom Collars Boutique! We look forward to working with you. Below please fill in your Jacket or Suit details along with your measurements on our Measurement Form. Please take all measurements snugly tight fitting clothing and boots and **include pictures of yourself from the front, back and side with your order form.**

Name: _____ Order Date: _____

Circle: Hunt Coat Shadbelly Ladies Suit Ladies Vest Suit Men's Suit Pants Only

Jacket Fabric Number: _____ Base Price: _____

Pant Fabric if Different: _____

Suit Style: Single Breasted Double Breasted

of Buttons: 1 2 3 4 6 Button Type: _____

Back Vent: Double Vent (Hunt Coat) No Vent (SMS Suit) Middle Vent (Shadbelly)

Collar Style: Notch Collar (Standard) Shawl Collar Other: _____

Collar Fabric: _____

Collar Trim: _____ Rolled Trim ¼" Flat 3/8" Flat

Lapel Fabric: _____

Lapel Trim: _____ Rolled Trim ¼" Flat 3/8" Flat

Pocket Style: Standard Flap Besom No Pocket

Pocket Top Trim: _____ OR Pocket Edge Piping: _____

Pocket Flap Fabric: _____

Sleeve Edge Trim: _____ Button Edge Vertical Trim: _____

Faux Belt Entire Waistband: YES NO Faux Belt Back Waistband Only: YES NO

*If Yes: Belt Fabric: _____ Trim Fabric: _____

Shadbelly: Back Vent Buttons: _____ Back Accent Band: _____

Shadbelly Points: SIDE 1: _____ SIDE 2: _____

Lining: _____ Interior Name: _____

Custom Scarf (+40) _____ Custom Tie (+50) _____

Detachable Belt 1 (\$40) _____ Detachable Belt 2 (\$40): _____



- Plaid Hunt Coat
- Flat ¼" Trim
- 3 Metal Buttons
- Pocket Edge Trim



- Hunt Coat
- Rolled Trim
- Pocket Top Trim
- Velvet Collar.



- Contrasting Collar + Lapel
- 3/8" Flat Trim
- Besom Pockets
- 3 Cloth Covered Button



- Double Breasted
- Shawl Collar
- Rolled Trim
- Velvet Accents



- Double Breasted
- Notch collar
- 3/8" Flat Trim
- 4 Button



- Single Breasted
- 3/8" Flat Trim
- Belted w Trim
- 4 Button



Custom Shirt/Dickie Order Form

Thank you so much for choosing Custom Collars Boutique! We look forward to working with you. Below please fill in your shirt details along with your measurements on our Measurement Form. Please take all measurements snugly and **include pictures of yourself from the front, back and side with your order form.**

Name: _____ Order Date: _____

Circle: *Hunt Shirt* *Ladies Western Shirt* *Men's Western Shirt* *Dickie* Other: _____

Fabric Number: _____ Button/Zipper: _____ Base Price: _____

Hunt Shirt/Dickie: Collar Designs: Pick 2 **Dickie Size:** *Child* *Small* *Large* **Collar Height:** _____

Design #1: Filled in V + Ribbon	Design #2: Filled in V	Design #3: Top & Bottom Trim	Design #4: Thin Accent Band	Design #5: Thick Accent Band	Design #6: Filled in V + Top & Bottom Trim	Design #7: Double X	Design #8: Diamond	Design #9: Diamond + Top & Bottom Trim	Design #10: Two Thin Middle Bands

Collar # 1 Fabric/Accents: _____ Collar # 2 Fabric/Accents: _____

Collar # 3 Fabric/Accents: _____ Collar # 4 Fabric/Accents: _____

***2 Collars Included // Each Additional Collar \$30 Each

Shirt Placket: Standard Covered (hidden Buttons) Sleeves: *Long Sleeve* *Sleeveless*

Western Shirt:

Collar: Single Double Collar Single with Trim Shirt Buttons: _____

Top Collar Fabric: _____ Bottom Collar Fabric: _____

Contrasting Placket Fabric: _____ Placket Trim Only: _____

Contrasting Cuff Fabric: _____ Cuff Trim: *Middle* *Edge* _____

Western *FRONT* Yoke Fabric: _____ Western *FRONT* Yoke Trim: _____

Western *BACK* Yoke Fabric: _____ Western *BACK* Yoke Trim: _____

Vertical Shoulder Accent: _____ Vertical Sleeve Accent: _____

Contrasting Sleeve Fabric: _____ Button Hole Thread: _____

Custom Scarf Fabric (+40): _____ Scarf Size: *Regular* *Ranch* Custom Tie Fabric (+50): _____

- Top Collar Accent
- Filled in Front Western Yoke
- Placket Trim
- Contrasting Cuff Fabric

- Top Collar Accent
- Front Yoke Trim
- Placket Trim
- Cuff Edge Trim

Contrasting Placket Fabric

Back Western Yoke Fabric

Back Western Yoke Trim Only

Vertical Sleeve Accent

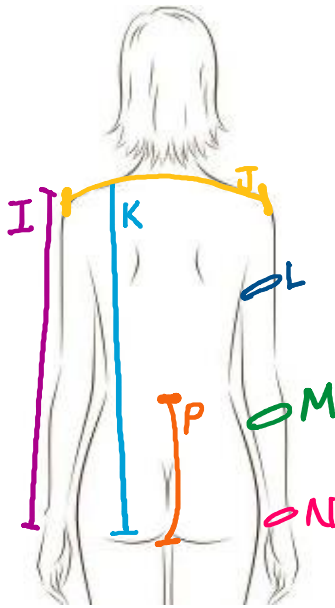
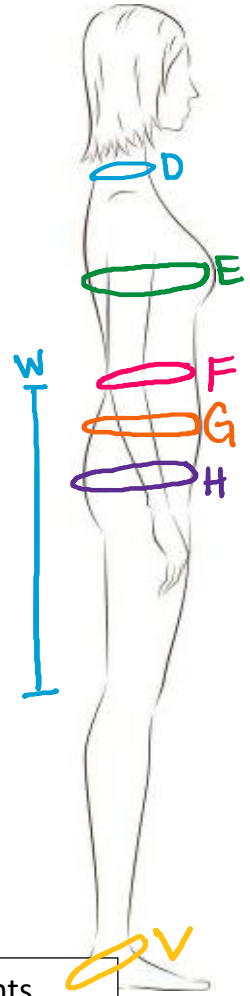
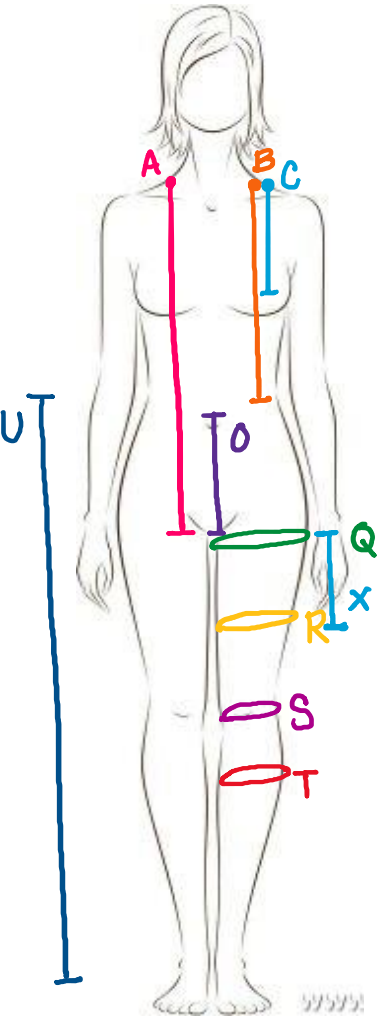


Measurement Form

Name: _____ Date: _____

Jacket & Shirt Measurements

- A. Jacket/Shirt Length: _____
- B. Shoulder to Waist: _____
- C. Shoulder to Bust Line: _____
- D. Neck: _____
- E. Chest: _____
- F. Stomach: _____
- G. Low Waist: _____
- H. Hip: _____
- I. Sleeve Length: _____
- J. Shoulder: _____
- K. Back Length: _____
- L. Bicep: _____
- M. Forearm: _____
- N. Wrist: _____



Pant Measurements

- F. Stomach: _____
- G Low Waist: _____
- H. Hip: _____
- O. Front Rise: _____
- P. Back Rise: _____
- Q. Top of Thigh: _____
- R. Mid Thigh: _____
- S. Knee: _____
- T. Calf: _____
- U. Outseam : _____
- V. Finished Cuff: _____
- W. Waist to Knee: _____
- X. Top of Thigh to Mid Thigh Measurement: _____

Customer Details:

Height: _____
 Weight: _____
 Stock Size: _____

**Back and Front Length are how long you want your jacket. Measuring a current hunt coat or SMS jacket will help find the desired length.

Please check the Following:

- I provided SKIN/BODY measurements
- I laid a well fitting garment flat and measured (Finished measurements)