

The  
**MACALLAN**<sup>®</sup>  
HIGHLAND SINGLE MALT  
SCOTCH WHISKY



# ICE BALLER DOUBLE

Follow these instructions or watch our video  
at [Wintersmiths.com/double](https://www.wintersmiths.com/double) to get started.



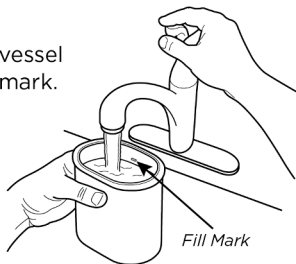
Wintersmiths<sup>®</sup> is a registered trademark of Wintersmiths LLC  
All rights reserved. Patent pending

## Hand wash all parts with soap and warm water before first use

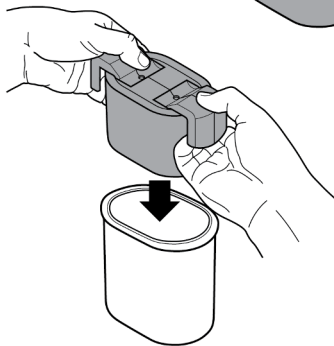
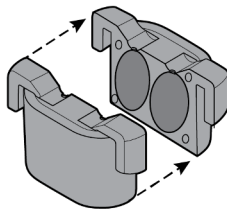
Note: The Ice Baller Double is not dishwasher safe

1. Lift mold straight out of vessel and fill with water to fill mark.

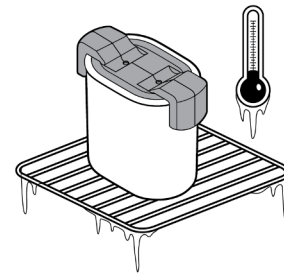
Tip: Warm/hot water  
(not boiling) yields the  
best results.



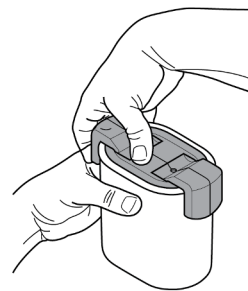
2. Assemble the mold halves and slowly lower into the water. The water should fill above the top holes in the mold - if not, add a little more.



3. Place upright in freezer between -10° F to +10° F (-23° C to -12° C). Wait 24-30 hours\* before removing from freezer.



Avoid freezing for  
longer than 30 hours



4. Pull up on the mold on each side separately to break the two ice connections between the mold and the lower reservoir.

5. Hold both sides of the mold and raise it out of the vessel. Break off the top and bottom nubs on each ice ball and serve or store in your freezer.



**Tip: Let your ice balls “temper” outside of the freezer at room temperature for 2-3 minutes before pouring liquid over them to prevent cracking.**

\* Duration varies due to your unique freezing conditions.