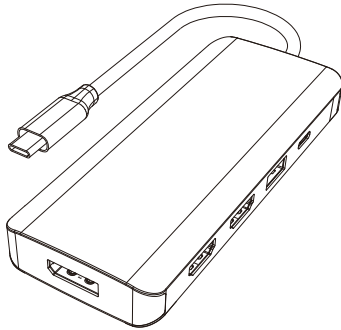


Product Manual

9 IN 1 USB C Docking Station



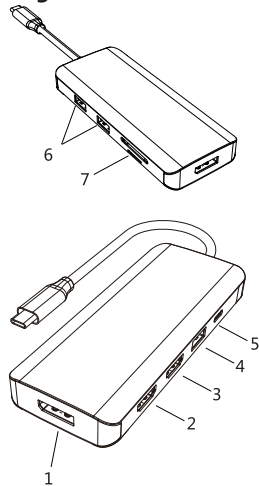
ENGLISH

Product Introduction

This 9-in-one Multifunction USB-C hub offers convenient access to multiple devices on your USB-C Laptop/MacBook. The hub is equipped with 3 Display video outputs. With Triple 4K UltraHD display simultaneously (2x HDMI & 1x DP), it allows you to split up the content to Triple display devices when the system supports the function. Extended interface: 2x HDMI, 1xDP, 1x USB-C PD3.0 charging, 3x USB3.0, 1xTF & 1xSD card reader. Simply plug and play to expand your MacBook's capabilities.

Structure Diagram

1. DP
2. HDMI 2
3. HDMI 1
4. USB3.0
5. PD3.0
6. USB3.0
7. SD&TF



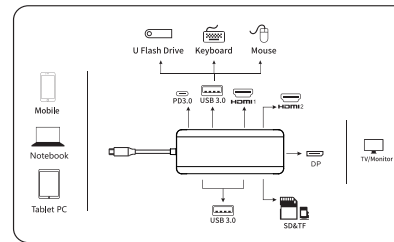
Feature

1. USB-C Port: Power Delivery (PD3.0)
Upstream charging the source devices such as Laptop/MacBook, charging limited to 87-96W for safety and affected by different firmware. Support 100W power adapter
2. HDMI 2: 4Kx2K 30Hz / 3840x2160 max
3. HDMI 1:
4Kx2K 60Hz / 3840x2160 (work separately while source is DP1.4)
4Kx2K 30Hz / 3840x2160 (work separately while source is DP1.2)
4. DP: 4Kx2K @60Hz / 3840x2160
5. USB 3.0 (3 Ports):
Up to 5Gb/s data speed & maximum power output 5V/0.9A, backwards compatible with USB2.0/USB1.1
6. SD / TF Card Reader
Read: 20-40MB/s, Write: 10-30MB/s,
Data transfer rates are subject to the speed of the memory card itself and your computer's USB ports.

Remarks

1. Support both SST & MST.
2. HDMI resolution will be 4K/30Hz if two of them play simultaneously.
3. HDMI resolution will be 1080P/60Hz when triple display with DP.
4. To the TB4 devices with 11th Gen intel CPU just can support max resolution 4K@30Hz.

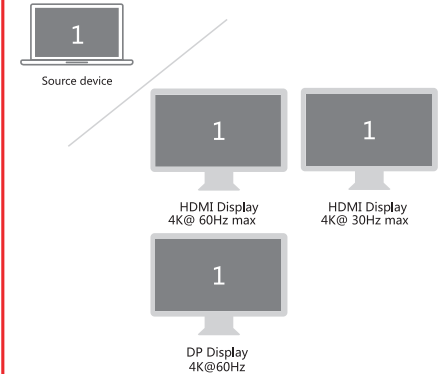
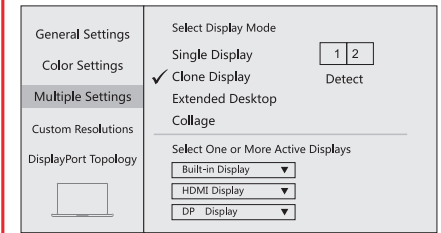
Connection



Graphics Settings for window 10

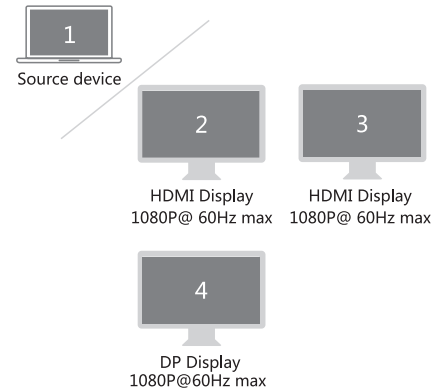
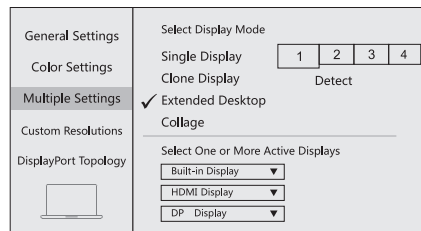
1.Clone mode

Right click desktop >Graphics Settings >Display



2.Extended Desktop(NOT supported by APPLE)

Right click desktop >Graphics Settings >Display

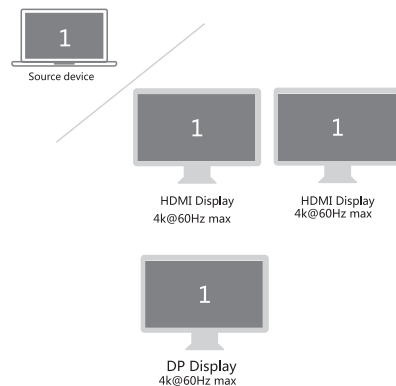
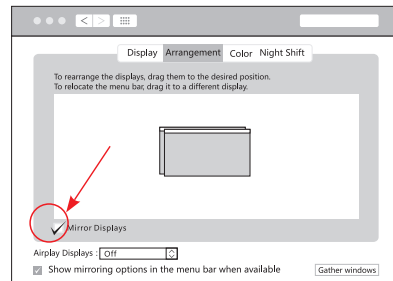


To the DP1.2 devices, just support max 1080P resolution and two external displays

Graphics Settings for Mac

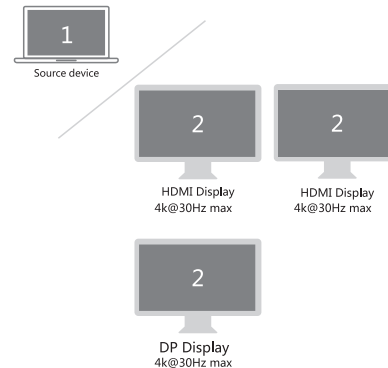
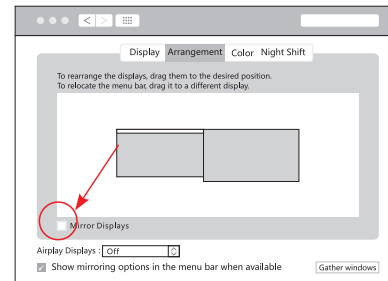
1.Mirror Display

Apple logo>System Preferences >Displays



2.Extend Display

Apple logo>System Preferences >Displays



Storage Conditions

Ambient Operating Temperature: 0C to 70 C (32°F to 158°F)
Storage Temperature: -30C to 120 C (-22°F to 248°F)
Ambient Operating Humidity: 20%-80%RH
Storage Humidity: 20%-90%RH

FAQ

- A. Why is there no video output ?
1. Pls make sure if your USB-C devices support video output.
 2. Pls make sure if the connection is good.
 3. Pls use standard HDMI cable.
- B. Why is there no audio output from HDMI ?
1. Pls make sure if there's audio output on the Monitor.
 2. Pls set the external monitor as default audio output device.
- C. What if the WIFI drops when the hard drive has been connected to the hub ?
1. 2.4G is easily interfered, you can switch to 5G network, or try to move the hard drive to a suitable place.
- D. What if the USB driver can't be identified ?
1. Restart the device and connect the hub again.
- E. What if the display screen drops after connecting a large current hard drive ?
1. Please connect your charger with the hub.