



MICHAELPRO

PROFESSIONAL TOOLS

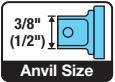
IMPACT WRENCH - CLASSIC

10,000
RPM



Impact wrench (Classic-Stubby)

Model No.	MPA000001
Impact Type	Twin Hammer
Anvil Size (inch)	3/8 (1/2)
Free speed (rpm)	10,000
Working torque (Nm)	470
Max. Torque (Nm)	610
Nut-Busting Torque (Nm)	675
Product Weight (kg)	1.20
Product Length (mm)	125

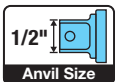


8,500
RPM



Impact wrench (Classic)

Model No.	MPA000004
Impact Type	Twin Hammer
Anvil Size (inch)	1/2"
Free speed (rpm)	8,500
Working torque (Nm)	881
Max. Torque (Nm)	1,111
Nut-Busting Torque (Nm)	1,490
Product Weight (kg)	2.10
Product Length (mm)	190



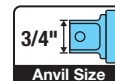
Impact wrench (Classic Mini)

Model No.	MPA000002
Impact Type	Twin Hammer
Anvil Size (inch)	1/2"
Free speed (rpm)	11,000
Working torque (Nm)	610
Max. Torque (Nm)	745
Nut-Busting Torque (Nm)	1,215
Product Weight (kg)	1.30
Product Length (mm)	160



11,000
RPM

5,500
RPM



Impact wrench (Classic)

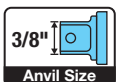
Model No.	MPA000005
Impact Type	Twin Hammer
Anvil Size (inch)	3/4"
Free speed (rpm)	5,500
Working torque (Nm)	1,620
Max. Torque (Nm)	2,025
Nut-Busting Torque (Nm)	2,160
Product Weight (kg)	3.60
Product Length (mm)	220

8,000
RPM



Impact wrench (Classic)

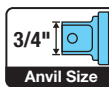
Model No.	MPA000003
Impact Type	Twin Hammer
Anvil Size (inch)	3/8"
Free speed (rpm)	8,000
Working torque (Nm)	542
Max. Torque (Nm)	610
Nut-Busting Torque (Nm)	945
Product Weight (kg)	1.30
Product Length (mm)	160



IMPACT WRENCH - ADVANCED



5,500
RPM

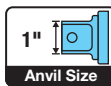


Impact wrench (Advanced mini)

Model No.	MPA000006
Impact Type	Twin Hammer
Anvil Size (inch)	3/4"
Free speed (rpm)	5,500
Working torque (Nm)	1,620
Max. Torque (Nm)	2,025
Nut-Busting Torque (Nm)	2,160
Product Weight (kg)	3.70
Product Length (mm)	220



5,500
RPM

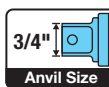


Impact wrench (Advanced mini)

Model No.	MPA000007
Impact Type	Twin Hammer
Anvil Size (inch)	1"
Free speed (rpm)	5,500
Working torque (Nm)	1,687
Max. Torque (Nm)	2,092
Nut-Busting Torque (Nm)	2,430
Product Weight (kg)	3.10
Product Length (mm)	209



8,500
RPM



Impact wrench (Advanced)

Model No.	MPA000008
Impact Type	Twin Hammer
Anvil Size (inch)	3/4"
Free speed (rpm)	8,500
Working torque (Nm)	881
Max. Torque (Nm)	1,111
Nut-Busting Torque (Nm)	1,485
Product Weight (kg)	2.30
Product Length (mm)	200

Taiwan: Shinn Fu Corporation Headquarters

Address: 7F., No.408 Ruei Gaung Rd Nei Hu District
Taipei City 114 Taiwan R.O.C

Tel: 886-2-8751-7888 Fax: 886-2-8741-7999

Email: sales@shinnfu.com

Europe: Shinn Fu Europe BV.

Address: Munnikenheiweg 50, 4879 NG Etten-Leur,
The Netherlands

Tel: +31 (0)165-583300 Fax: +31 (0)165-583310

Email: sales@shinnfu.eu

IMPACT WRENCH - EXTREME



Impact wrench (Extreme)

Model No.	MPA000009
Impact Type	Twin Hammer
Anvil Size (inch)	3/4"
Free speed (rpm)	5,500
Working torque (Nm)	1,687
Max. Torque (Nm)	2,092
Nut-Busting Torque (Nm)	2,430
Product Weight (kg)	3.00
Product Length (mm)	209



Impact wrench (Extreme)

Model No.	MPA000010
Impact Type	Twin Hammer
Anvil Size (inch)	1/2"
Free speed (rpm)	8,500
Working torque (Nm)	1,080
Max. Torque (Nm)	1,350
Nut-Busting Torque (Nm)	1,836
Product Weight (kg)	1.60
Product Length (mm)	179



Impact wrench (Extreme)

Model No.	MPA000011
Impact Type	Twin Hammer/pin less
Anvil Size (inch)	1"
Free speed (rpm)	5,500
Working torque (Nm)	2,700
Max. Torque (Nm)	2,970
Nut-Busting Torque (Nm)	3,375
Product Weight (kg)	5.6/6.6
Product Length (mm)	256

IMPACT WRENCH - EXTREME




Impact wrench (Extreme)

Model No.	MPA000012
Impact Type	Twin Hammer/pin less
Anvil Size (inch)	1"
Free speed (rpm)	5,500
Working torque (Nm)	2,700
Max. Torque (Nm)	2,970
Nut-Busting Torque (Nm)	3,375
Product Weight (kg)	6.8/7.6
Product Length (mm)	417



Impact wrench (Extreme)

Model No.	MPA000013
Impact Type	Twin Hammer/pin less
Anvil Size (inch)	1"
Free speed (rpm)	5,500
Working torque (Nm)	2,700
Max. Torque (Nm)	2,970
Nut-Busting Torque (Nm)	3,375
Product Weight (kg)	5.9/6.5
Product Length (mm)	403



Impact wrench (Extreme)

Model No.	MPA000014
Impact Type	Twin Hammer/pin less
Anvil Size (inch)	1"
Free speed (rpm)	5,500
Working torque (Nm)	2,700
Max. Torque (Nm)	2,970
Nut-Busting Torque (Nm)	3,375
Product Weight (kg)	7.2/7.8
Product Length (mm)	615

Taiwan: Shinn Fu Corporation Headquarters

Address: 7F., No.408 Ruei Gaung Rd Nei Hu District
Taipei City 114 Taiwan R.O.C

Tel: 886-2-8751-7888 Fax: 886-2-8741-7999

Email: sales@shinnfu.com

Europe: Shinn Fu Europe BV.

Address: Munnikenheiweg 50, 4879 NG Etten-Leur,
The Netherlands

Tel: +31 (0)165-583300 Fax: +31 (0)165-583310

Email: sales@shinnfu.eu

HEAVY DUTY DIE GRINDER

20,000
RPM



Heavy Duty Die Grinder

Model No.	MPAH000001
Cylinder Power	0.5 hp
Collect capacity	6mm
Free speed	20000
Product Weight	0.62 kg
Length	188 mm
Air Consumption	99L/min
Air Inlet pressure	6.3 kg/cm ²
Air Inlet Size	1/4"
Air Hose I.D.	3/8"

Heavy Duty Die Grinder

Model No.	MPAH000002
Cylinder Power	0.5 hp
Collect capacity	6 mm
Free speed	18000
Product Weight	0.93 kg
Length	303 mm
Air Consumption	99L/min
Air Inlet pressure	6.3 kg/cm ²
Air Inlet Size	1/4"
Air Hose I.D.	3/8"



18,000
RPM



14,000
RPM



Heavy Duty Angle Die Grinder

Model No.	MPAH000003
Cylinder Power	0.5 hp
Collect capacity	6mm
Free speed	14000
Product Weight	0.73 kg
Length	185 mm
Air Consumption	99L/min
Air Inlet pressure	6.3 kg/cm ²
Air Inlet Size	1/4"
Air Hose I.D.	3/8"

17,000
RPM



Mini Pistol Die Grinder

Model No.	MPAM000001
Cylinder Power	0.35
Collect capacity	6
Free speed	17000
Product Weight	0.5
Length	120
Air Consumption	84
Air Inlet pressure	6.3
Air Inlet Size	1/4"
Air Hose I.D.	3/8"

HEAVY DUTY AIR DRILL

Heavy Duty Air Drill

Model No.	MPAH000004
Cylinder Power	0.5
Collect capacity	10
Free speed	2500
Product Weight	0.85
Length	219
Air Consumption	99
Air Inlet pressure	6.3
Air inlet size	1/4"
Air hose I.D.	3/8"

25,000 RPM



19,000 RPM




1/4" Mini Composite Reversible Drill

Model No.	MPAM000002
Cylinder Power	0.38
Collect capacity	6
Free speed	1900
Product Weight	0.8
Length	174
Air Consumption	84
Air Inlet pressure	6.3
Air inlet size	1/4"
Air hose I.D.	3/8"

MINI COMPOSITE AIR SCREW DRIVER



13,000 RPM



Mini Composite Air Screw Driver

Model No.	MPAH000006
Impact Type	Two hammer
Screw Capacity	4 mm
Free Speed	13000
Working Torque	40 Nm
Max Torque	68 Nm
Product Weight	0.7
Length	170
Air Consumption	84
Air Inlet Pressure	6.3
Air Inlet Size	1/4"
Air Hose I.D.	3/8"

HEAVY DUTY RATCHET WRENCH

Heavy Duty Ratchet Wrench

Model No.	MPAH000006
Anvil Size	1/4" (3/8")
Free Speed	300
Working Torque	13 Nm
Max. Torque	54 Nm
Product Weight	0.64
Length	202
Air Consumption	84
Air Inlet Pressure	6.3
Air Inlet Size	1/4"
Air Hose I.D.	3/8"

300
RPM



160
RPM



Heavy Duty Ratchet Wrench

Model No.	MPAH000007
Anvil Size	3/8" (1/2")
Free Speed	160
Working Torque	34 Nm
Max. Torque	95 Nm
Product Weight	1.2
Length	273
Air Consumption	113
Air Inlet Pressure	6.3
Air Inlet Size	1/4"
Air Hose I.D.	3/8"

HEAVY DUTY CUT OFF TOOL

13,000
RPM



Heavy Duty Cut Off Tool

Model No.	MPAH000005
Cylinder Power	0.5
Wheel Size	100
Spindle Thread	3/8"-24UNF
Free speed	13000
Product Weight	1.33
Product Length	168
Air Consumption	99 L
Air inlet pressure	6.3
Air inlet size	1/4"
Air hose I.D.	3/8"

MINI PISTOL DIE GRINDER

Mini Pistol Die Grinder

Model No.	MPAM000003
Pad Size	75
Spindle Thread	1/4" 20 UNC
Free Speed	17000
Product Weight	0.5
Length	118
Air Consumption	84
Air Inlet Pressure	6.3
Air Inlet Size	1/4"
Air Hose I.D.	3/8"

17,000
RPM



MINI PISTOL RANDOM ORBITAL SANDER

Mini Pistol Random Orbital Sander

Model No.	MPAM000003
Pad Size	75
Spindle Thread	5/16"-24UNF
Orbit Dia.	3
Free Speed	17000
Product Weight	0.5
Length	118
Air Consumption	84
Air Inlet Pressure	6.3
Air Inlet Size	1/4"
Air Hose I.D.	3/8"

17,000
RPM

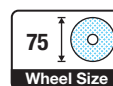


MINI PISTOL AIR POLISHER

Mini Pistol Air Polisher

Model No.	MPAM000003
Pad Size	75
Spindle Thread	5/16"-24 UNF
Free Speed	5500
Product Weight	0.6
Length	130
Air Consumption	84
Air Inlet Pressure	6.3
Air Inlet Size	1/4"
Air Hose I.D.	3/8"

5,500
RPM



MICHAELPRO



The logo for MichaelPro, featuring the brand name in a bold, blue, sans-serif font. The text is contained within a dark blue rectangular box with a thin white border. The background of the entire page is a repeating pattern of various hand tools, including hammers, wrenches, screwdrivers, and saws, rendered in a light gray color.

MICHAELPRO

MICHAELPRO



Taiwan: Shinn Fu Corporation Headquarters
Address: 7F., No.408 Ruei Gaung Rd Nei Hu District
Taipei City 114 Taiwan R.O.C
Tel: 886-2-8751-7888 Fax: 886-2-8741-7999
Email: sales@shinnfu.com

Europe: Shinn Fu Europe BV.
Address: Munnikenheiweg 50, 4879 NG Etten-Leur,
The Netherlands
Tel: +31 (0)165-583300 Fax: +31 (0)165-583310
Email: sales@shinnfu.eu