

# Recovery schemes

Different options for different situations

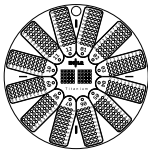
recovery process  
gps backup  
protocols  
downloads



hodlr.swiss/protocols

## PROTECT YOUR SEED AGAINST

### DESTRUCTION



Single backup

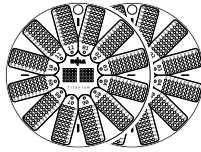
SOLO 1-OF-1  
Recovery Scheme Sheet

#### Use 1 Hodlr ONE = 1 share

This recovery scheme is meant to protect your seed from **destruction**.

Your Hodlr ONE is designed to resist extreme environmental conditions.

### DESTRUCTION + LOSS



Duplicate your seed

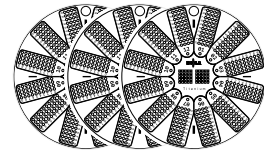
TWINS 1-OF-2  
Recovery Scheme Sheet

#### Use 2 Hodlr ONE = 2 shares

This recovery scheme is meant to protect your seed from **destruction and loss**.

Process: duplicate the same seed on each share/Hodlr and store them in separate locations.

### DESTRUCTION + LOSS + THEFT



Split your seed

SPLIT 2-OF-3 \*  
SHAMIR 2-OF-3 \*\*  
Recovery Scheme Sheet

#### Use 3 Hodlr ONE = 3 shares or more

This recovery scheme is meant to protect your seed from **destruction, loss and theft**.

Process: split your seed in multiple shares/Hodlrs and store each share in a different location.

#### REAL CASE.

Let's say you split your seed in 3 parts: A/B/C. Now you distribute those in 3 different Hodlr ONE in the following way: AB / BC / CA. As long as you hold any 2 of those 3 parts you have full access to your assets.

For example, if a thief steals one of your Hodlr, he won't be able to do anything with it. On your side, you would still be able to recover your assets with the 2 remaining shares.

\* Only compatible with 24 words seeds.

\*\* To use the Shamir Secret Sharing (SSS) Scheme you need a compatible hardware wallet.