

---

# FRANCE

---

## P5G-2E *Smart*™ Series

---



- ◆ **Primary Wiring Requirements of a Standard Transformer** - with the added safety of Secondary Ground Fault Protection.
- ◆ **Bypass Feature** - For easy troubleshooting of ground faults and primary wiring problems. Overrides the SCGFP for up to 30 minutes.
- ◆ **Diagnostic Circuits** - A red **LED** indicates the reason for for a fault, allowing for quick, easy troubleshooting.
- ◆ **User Friendly** - Adapts to any grounding situation.
- ◆ **Secondary Circuit Ground Fault Protection** - (SCGFP) Disables unit upon detection of arcs to ground in compliance with **UL2161** and **NEC** requirements.
- ◆ **\*Can be used in flashing/dimming applications.**



---

[www.sfeg.com/france](http://www.sfeg.com/france)

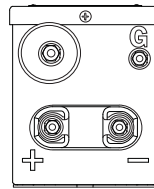
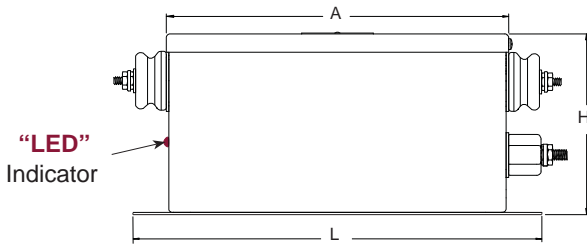
---

2268 Fairview Blvd PO Box 300 Fairview, TN 37062 voice 800-793-4793 fax 615-799-3199

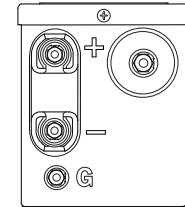
---

**NORMAL POWER FACTOR**

Catalog Number	VAC	Hz	Secondary		Primary VA	Input Amps	Wt. Lbs.	Case Dimensions					
			Volts	mA				L	W	H	A	B	C
15030 P5G-2E	120	60	15000	30	435	3.60	21	11.25	4.656	5.205	9.203	10.125	3.0
12030 P5G-2E	120	60	12000	30	380	3.15	18	11.25	4.656	5.205	9.203	10.125	3.0
10530 P5G-2E	120	60	10500	30	310	2.55	18	11.25	4.656	5.205	9.203	10.125	3.0
9030 P5G-2E	120	60	9000	30	285	2.35	13	10.00	3.700	4.890	8.375	8.875	1.88
7530 P5G-2E	120	60	7500	30	250	2.10	12	10.00	3.700	4.890	8.375	8.875	1.88
6030 P5G-2E	120	60	6000	30	200	1.65	12	10.00	3.700	4.890	8.375	8.875	1.88
5030 P5G-2E	120	60	5000	30	170	1.40	12	10.00	3.700	4.890	8.375	8.875	1.88
4030 P5G-2E	120	60	4000	30	140	1.15	11	10.00	3.700	4.890	8.375	8.875	1.88
15060 P5G-2E	120	60	15000	60	900	7.50	39	13.00	5.375	6.200	10.875	11.875	3.0
12060 P5G-2E	120	60	12000	60	720	6.00	37	13.00	5.375	6.200	10.875	11.875	3.0
9060 P5G-2E	120	60	9000	60	565	4.70	24	11.25	4.656	5.205	9.203	10.125	3.0
7560 P5G-2E	120	60	7500	60	460	3.85	21	11.25	4.656	5.205	9.203	10.125	3.0
6060 P5G-2E	120	60	6000	60	370	3.10	19	11.25	4.656	5.205	9.203	10.125	3.0
5060 P5G-2E	120	60	5000	60	310	2.60	18	11.25	4.656	5.205	9.203	10.125	3.0
4060 P5G-2E	120	60	4000	60	265	2.20	13	10.00	3.700	4.890	8.375	9.000	2.0
15030 P5G-2E	277	60	15000	30	425	1.55	21	11.25	4.656	5.205	9.203	10.125	3.0
12030 P5G-2E	277	60	12000	30	385	1.40	19	11.25	4.656	5.205	9.203	10.125	3.0
10530 P5G-2E	277	60	10500	30	310	1.15	19	11.25	4.656	5.205	9.203	10.125	3.0
9030 P5G-2E	277	60	9000	30	275	1.00	13	10.00	3.700	4.890	8.375	8.875	1.88
7530 P5G-2E	277	60	7500	30	235	.85	12	10.00	3.700	4.890	8.375	8.875	1.88
6030 P5G-2E	277	60	6000	30	190	.70	12	10.00	3.700	4.890	8.375	8.875	1.88
5030 P5G-2E	277	60	5000	30	160	.60	12	10.00	3.700	4.890	8.375	8.875	1.88
4030 P5G-2E	277	60	4000	30	130	.50	11	10.00	3.700	4.890	8.375	8.875	1.88
15060 P5G-2E	277	60	15000	60	940	3.40	39	13.00	5.375	6.200	10.875	11.875	3.0
12060 P5G-2E	277	60	12000	60	750	2.70	37	13.00	5.375	6.200	10.875	11.875	3.0
9060 P5G-2E	277	60	9000	60	560	2.05	24	11.25	4.656	5.205	9.203	10.125	3.0
7560 P5G-2E	277	60	7500	60	460	1.65	21	11.25	4.656	5.205	9.203	10.125	3.0
6060 P5G-2E	277	60	6000	60	385	1.41	20	11.25	4.656	5.205	9.203	10.125	3.0
5060 P5G-2E	277	60	5000	60	330	1.20	19	11.25	4.656	5.205	9.203	10.125	3.0
4060 P5G-2E	277	60	4000	60	240	0.87	13	10.00	3.700	4.890	8.375	8.875	1.88

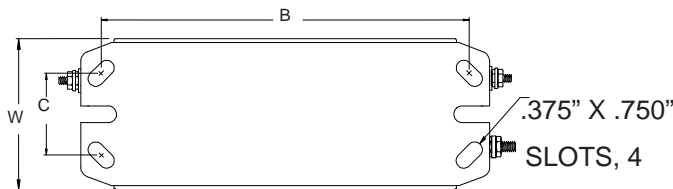


The 9030 P5G-2E & 7530 P5G-2E have horizontal mounting of primary bushing as shown in diagram above.



This end view of primary bushing is applicable to all units except the 9030 P5G-2E & 7530 P5G-2E.

Please note: On newer models, primary bushings have been replaced by flying leads.



\* UL does not have listing requirements for transformers that are remotely dimmed or flashed.