

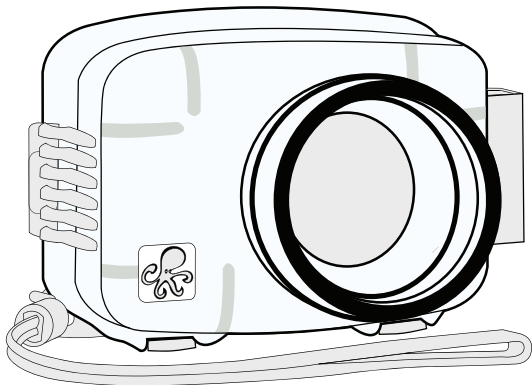


# Digital Housing

## Supplemental Instructions

6280.26 Nikon L26 ULTRAccompact Housing

6280.27 Nikon L26 ULTRAccompact Housing Package



### Housing Size and Weight (no camera installed)

Width .....6.2 in. (157mm) including controls

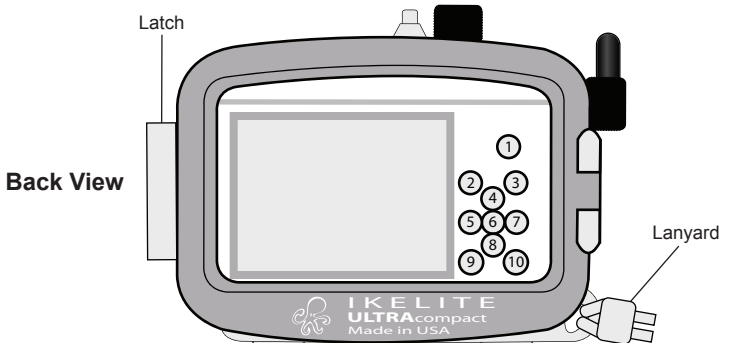
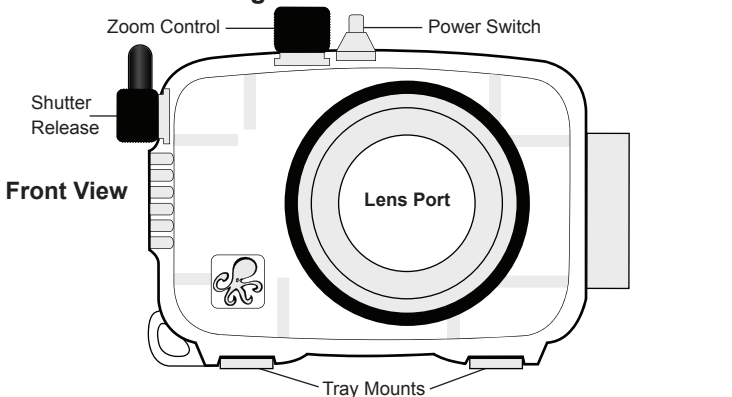
Height .....4.6 in. (117mm) including controls

Depth .....3.6 in. (91mm) including controls & lens port

Weight .....1.2 lb (544g)


Buoyancy .....Slightly positive in fresh water

## Parts of the Housing




- |                           |                    |                |
|---------------------------|--------------------|----------------|
| 1. ●▶ Movie-record Button | 5. Self-timer, ◀   | 9. MENU Button |
| 2. 📷 Shooting Mode Button | 6. OK ●            | 10. Delete 🗑️  |
| 3. ▶ Playback Button      | 7. ▢ Exp. Comp., ▶ |                |
| 4. ⚡ Flash Mode, ▲        | 8. 🌿 Macro Mode, ▼ |                |
- 2

## Initial Camera Setting


- Insert and format an SD memory card.
- Set Time Zone and Date.
- Set camera to “Auto  mode”, NOT Easy Auto or Scene Modes.
- Set Electronic VR to “Auto.”
- Set White Balance to “Auto.”

For more accurate colors, we recommend setting manual white balance underwater using a white slate or white sandy bottom. Manual white balance should be reset for each working depth due to color absorption caused by the water. When adding a UR-Pro color filter, reset manual white balance.

- Set Flash Mode to ON “.
- Set Image Mode to “16m.”
- Set AF-assist to “Off.”

A strobe focusing light is recommended to assist AF underwater.

- Set Continuous to “S” Single.

**Note:** Enable Macro  mode when shooting close-up subjects. If overexposure occurs, back away from the subject and zoom in. If overexposure continues, use “-” exposure compensation.

## External Accessory Lenses

### Ikelite W-20 Wide-Angle Conversion Lens 6420

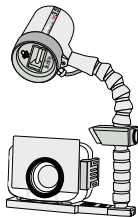
The front of the lens port accepts the 6420 W-20 and other 67mm threaded wide angle or macro lenses without the need for an adapter. An external wide angle conversion lens increases angle of coverage so you can get closer to the subject while still fitting everything in the frame. Slight to moderate vignetting will occur at widest angle camera lens setting with these lenses. Zoom in to eliminate, or crop the image in post processing.

Bayonet mount lenses cannot be used with this housing.

## AF35 Strobe Package 4035

The AutoFlash AF35 kit is a great compliment, and an effortless, affordable way to add a flash to your new Ikelite point and shoot camera system. Everything you need to get started is in the box. Just attach it to the bottom of your housing and start taking pictures!

The AF35 Strobe Package is available to support your housing along with a full range of accessories. Please visit **[www.ikelite.com](http://www.ikelite.com)** to see the most current information about recommended accessories for your housing.



## L26 AF35 Strobe Compatibility

AutoFlash AF35 Kits with a Serial Number below 1900 may overexpose when used with the Nikon Coolpix L26 camera system. AF35 Kits with a Serial Number of 1900 or greater do not require modification for use with the Nikon L26 camera. If necessary, strobes may be returned to Ikelite postage prepaid for a complimentary electronics update. Please include a brief letter of explanation with full contact information and send to the Ikelite Service Department at the address below.

## Ikelite Technical Support

Email: [ikelite@ikelite.com](mailto:ikelite@ikelite.com)

Phone 317.923.4523

Fax 317.924.7988



**Ikelite Underwater Systems**  
**50 West 33rd Street**  
**Indianapolis, IN 46208 USA**

**[www.ikelite.com](http://www.ikelite.com)**