


SystemRoMedic

The essential sling selection

A durable, functional range offering the user a quality fit and comfortable experience



SystemRoMedic

quality
functionality
durability

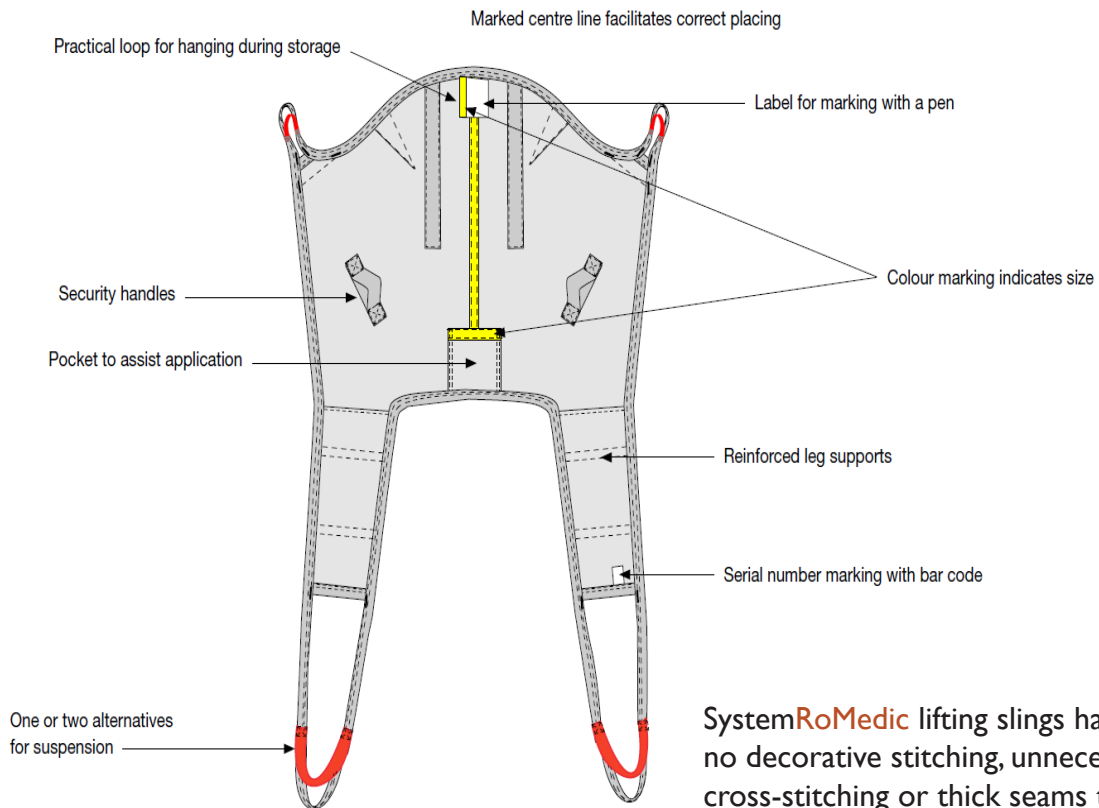
SystemRoMedic Slings are characterised by a quality fit and functionality, as well as practical, but not unnecessary features.

All details are placed where they provide the most benefit, without being in the way for either the user or the caregiver.

- Durable fabrics with maximum service life:
- Strong seams, reinforced in strategic places
- Strong edging for better wear
- All belts and fasteners are strong, safe and easy to adjust
- Fabrics that are easy to care for and withstand laundering at high temperatures
- Disposable material for short-term, patient specific use



Simplicity is comfort




SystemRoMedic lifting slings have no decorative stitching, unnecessary cross-stitching or thick seams that can cause discomfort, friction or shear.


Different models for different situations

SystemRoMedic offers solutions for all different transfer situations and for all users. Each of the lifting sling models is designed and produced for optimal functionality, both for the user and the caregiver, for one or a few specific situations. Some models and materials work best for seated transfers, for example, between bed and chair, while others are adapted for situations such as lifting from the recumbent position, for hygiene, bathing or showering. The following table shows which models are most suitable in different situations.

		Supine transfer	Turning in bed	Higher up in bed	Up from the floor	Support for gait training	Standing training	From bed to wheelchair	From bed to commode	From wheelchair to toilet	Rising-sitting down	Positioning in chair
Lifting Slings												
Seated lifting, divided leg supports	HighBackSling				■			■				■
	ShellHBSling				■			■				■
	FlexibleSling				■			■				■
	HygieneHBSling								■	■		■
	AmpHBSling				■			■				■
	BasicSling							■				■
	AmpSling							■				■
	LowBackSling							■				■
Seated lifting, undivided leg supports	HygieneSling								■	■		
	HygieneLBSling								■	■		■
	FlexibleSling, undivided							■				■
	ClassicHBSling							■				■
	ClassicSling							■				■
	ClassicSling, commode							■	■	■		■
Horizontal lifting & turning	FlexibleSling, hygiene							■	■	■		
	BariSling							■				
Rising, standing, walking	StretcherSling	■		■	■							
	SafeHandlingSheet	■	■	■	■							
	StandingVest						■				■	
	WalkingVest					■	■				■	
	BariVest					■	■				■	



Size is Everything



SystemRoMedic lifting slings are available in sizes ranging from XXS to XXL. The smallest sizes fit children and small adults, and the largest sizes fit larger users. The three sizes in the middle of the scale, S, M and L, fit most normal-sized adults. We also have special lifting sling models in XXXL and XXXXL for bariatric users.

Trial fitting is a must

The size guide measurements and recommendations are only intended as an aid to selecting lifting slings.

For a transfer with a stationary or mobile lift to be as safe and comfortable as possible, it is very important that the lifting sling is the right size and that the model is appropriate for the particular user and lifting situation.

To determine which model, size and material are most suitable for the individual user, individual trial fitting is always necessary.

The lifting sling is too large:

- if the user's seat slides out too much in the lower opening
- if the leg supports slide forward towards the hollows of the user's knees

The lifting sling is too small:

- if the user's face is too close to the sling bar
- if the leg supports chafe at the groin
- if the lifting sling looks or feels too tight

X	X	X	S	M	L	X	X	X	
X	X	S					L	X	X
X	S							L	X
S									L

Well-established colour coding system

We use an international colour coding system, with different colours for different sizes, to facilitate choice of size

The colour marking is affixed to the lifting sling in the form of a coloured ribbon that also functions as a loop that can be used to hang up the sling. This allows you to find the right size at a glance.

Durable Materials



Durable, easy-to-care-for polyester

SystemRoMedic lifting slings in polyester are comfortable, durable and easy to maintain. Polyester is a strong and durable material. It is also very pliable and has low friction, which makes the lifting sling easy to apply and remove, as well as soft and comfortable for the user.


The lifting slings have a repellent surface, but when they need to be laundered, they withstand high temperatures which contributes to good hygiene.



Flexible, airy polyester net

Polyester net makes the lifting slings flexible, pliable and airy, which gives pain-sensitive users and users with special needs better comfort without jeopardizing safety or practical features. SystemRoMedic polyester net is soft and pliable, allowing both air and moisture to pass through the mesh. It is a tough, easy-to-maintain material that withstands high laundry temperatures and can be left under the user between transfers.

SystemRoMedic polyester net is soft and pliable, allowing both air and moisture to pass through the mesh. It is a tough, easy-to-maintain material that withstands high laundry temperatures and can be left under the user between transfers.



Disposable material for optimal hygiene

SystemRoMedic also has lifting slings for patient specific use. These are made of a sturdy, durable non-woven material. Instead of laundering, these lifting slings are discarded after use, when they become soiled or when the user no longer needs them. This prevents the spread of multi-resistant and other types of infectious bacteria. Disposable material is a very practical solution which also enables optimal hygiene and safety.

Basic Sling

Standard model for users with good head stability

BasicSling is designed for use in most common lifting situations and when the patient has poor torso stability but good head stability.

- Divided leg supports; easy for the caregiver to apply and remove, the user does not sit on the lifting sling
- Shoulder-high back; the user is supported from the tailbone up to the shoulders and under the legs
- Upright seated posture
- Standard model, suits most users with good head stability
- BasicSling in polyester net is available with or without reinforced leg supports
- Pocket at lower edge for easier application
- SWL 300kg/660lbs



HighBackSling

Standard model for users who need a lot of support

HighBackSling is designed for use in most common lifting situations and when the user needs extra head support. HighBackSling can also be used for lifting from a recumbent position on the floor.

- Divided leg supports; easy for the caregiver to apply and remove, the user does not sit on the lifting sling
- High back; the user is supported from the tailbone up over the head and under the legs
- Slightly reclined seated posture
- Standard model, suits most users
- Removable plastic stays give the head support extra stability
- HighBackSling in polyester net is available with or without reinforced leg supports
- Pocket at lower edge for easier application
- SWL 300kg/660lbs (disposable material: SWL 200kg/440lbs)

Flexible Sling

Pliable support for users with differing postural needs

FlexibleSling is a sling that meets the need for a lot of support and, in a flexible way, follows the contours of the body and gives the user a sense of security. FlexibleSling is designed for use in most common lifting situations, especially for users with postural needs and users who need extra head support. FlexibleSling can also be used for lifting from a recumbent position on the floor.

FlexibleSling is also available with undivided leg supports and with undivided leg supports and commode opening.

- Divided leg supports; easy for the caregiver to apply and remove, the user does not sit on the lifting sling
- High back; the user is supported from the tailbone up over the head and under the legs
- Slightly reclined seated posture
- Made of airy polyester net and can therefore be left in a wheelchair, moulded seat or similar after completed transfer
- Follows the shape of the body
- Particularly suitable for users in moulded seats
- FlexibleSling with divided leg supports is available with or without reinforced leg supports
- SWL 300kg/660lbs



Hygiene Sling

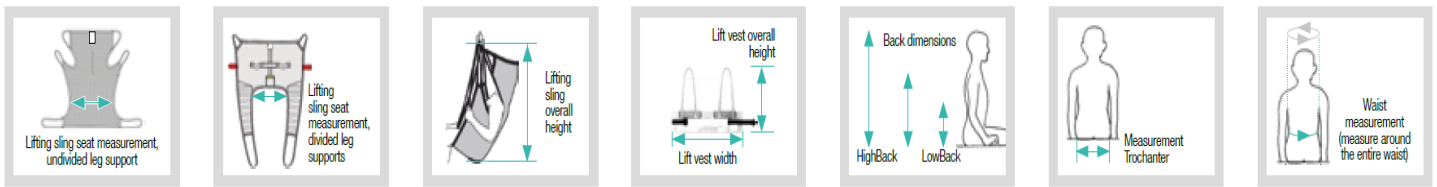
Three versions for more active users

HygieneSling is a lifting sling that is easy to apply and makes it easier for the caregiver to dress/undress the user in connection with toileting. HygieneSling, which is designed for users with adequate muscular tone is available in three versions; with or without a belt, or with a belt and xtra back support.

- Divided leg supports; easy for the caregiver to apply and re-move, the user does not sit on the lifting sling
- Low back; the user is supported behind the back, up to the armpits and under the legs
- Slightly reclined seated posture
- The user must have adequate muscular tonus
- HygieneSling is available in three versions; with or without a belt, and with a belt and extra back support
- SWL 300kg/660lbs

Size guide for lifting slings

- To determine the most appropriate model, size and material for the individual user, trial fitting of lifting slings is always essential.
- The size guide's measurements and recommendations are only intended as an aid to selecting lifting slings.
- The lifting sling's seat width gives an indication of how wide the user's hips (trochanter width) can be. The user's trochanter width must be within +/- 2" of the lifting sling's seat width.
- The lifting sling is too large if the user's seat slides out too far at the lower opening, or if the leg supports slide forward towards the hollows of the user's knees.
- The lifting sling is too small if the user's face is too close to the slingbar, if the leg supports chafe at the groin, or if the sling appears to be too tight or feels too tight.



Divided leg supports / High back



Item no.	Product Name	Material	SWL	Size	Rec. user weight	Sling seat	Sling height
4080002	HighBackSling	polyester	300kg/660lbs	XXS	22-25lbs	8"	30"
4080003	HighBackSling	polyester	300kg/660lbs	XS	44-77lbs	10"	33"
4080004	HighBackSling	polyester	300kg/660lbs	S	66-122lbs	14"	36"
4080006	HighBackSling	polyester	300kg/660lbs	M	110-198lbs	18"	37"
4080007	HighBackSling	polyester	300kg/660lbs	L	176-242lbs	22"	39"
4080008	HighBackSling	polyester	300kg/660lbs	XL	242-353lbs	24"	39"
4080009	HighBackSling	polyester	300kg/660lbs	XXL	287-441lbs	28"	40"
4082002	HighBackSling	polyester net	300kg/660lbs	XXS	22-25lbs	8"	30"
4082003	HighBackSling	polyester net	300kg/660lbs	XS	44-77lbs	10"	33"
4082004	HighBackSling	polyester net	300kg/660lbs	S	66-122lbs	14"	36"
4082006	HighBackSling	polyester net	300kg/660lbs	M	110-198lbs	18"	37"
4082007	HighBackSling	polyester net	300kg/660lbs	L	176-242lbs	22"	39"
4082008	HighBackSling	polyester net	300kg/660lbs	XL	242-353lbs	24"	39"
4082009	HighBackSling	polyester net	300kg/660lbs	XXL	287-441lbs	28"	40"
4082202	HighBackSling	polyester net, not reinforced	300kg/660lbs	XXS	22-55lbs	8"	30"
4082203	HighBackSling	polyester net, not reinforced	300kg/660lbs	XS	44-77lbs	10"	33"
4082204	HighBackSling	polyester net, not reinforced	300kg/660lbs	S	66-122lbs	14"	36"
4082206	HighBackSling	polyester net, not reinforced	300kg/660lbs	M	110-198lbs	18"	37"
4082207	HighBackSling	polyester net, not reinforced	300kg/660lbs	L	176-243lbs	22"	39"
4082208	HighBackSling	polyester net, not reinforced	300kg/660lbs	XL	242-353lbs	24"	39"
4082209	HighBackSling	polyester net, not reinforced	300kg/660lbs	XXL	287-441lbs	28'	40"

Divided leg supports / High back (continued from previous page)

Item no.	Product Name	Material	SWL	Size	Rec. user weight	Sling seat	Sling height
40852002	HighBackSling	plastic net	300kg/660lbs	XXS	22–55lbs	8"	30"
40852003	HighBackSling	plastic net	300kg/660lbs	XS	44–77lbs	10"	33"
40852004	HighBackSling	plastic net	300kg/660lbs	S	66–122lbs	14'	36"
40852006	HighBackSling	plastic net	300kg/660lbs	M	110–198lbs	18"	37"
40852007	HighBackSling	plastic net	300kg/660lbs	L	176–242lbs	22"	39"
40852008	HighBackSling	plastic net	300kg/660lbs	XL	242–353lbs	24"	39"
40852009	HighBackSling	plastic net	300kg/660lbs	XXL	287–441lbs	28"	40"
40890004	HighBackSling	disposable, non-woven	200kg/440lbs	S	66–122lbs	14"	36"
40890006	HighBackSling	disposable, non-woven	200kg/440lbs	M	110–198lbs	18"	37"
40890007	HighBackSling	disposable, non-woven	200kg/440lbs	L	176–242lbs	22"	39"
40890008	HighBackSling	disposable, non-woven	200kg/440lbs	XL	242–353lbs	24"	39"
40890009	HighBackSling	disposable, non-woven	300kg/660lbs	XXL	330–551lbs	28"	40"
40700002	ShellHBSling	polyester	300kg/660lbs	XXS	22–66lbs	7"	31"
40700003	ShellHBSling	polyester	300kg/660lbs	XS	44–77lbs	10"	33"
40700004	ShellHBSling	polyester	300kg/660lbs	S	66–122lbs	14"	37"
40700006	ShellHBSling	polyester	300kg/660lbs	M	110–198lbs	16"	38"
40700007	ShellHBSling	polyester	300kg/660lbs	L	176–265lbs	18"	39"
40700008	ShellHBSling	polyester	300kg/660lbs	XL	242–353lbs	22"	39"
40700009	ShellHBSling	polyester	300kg/660lbs	XXL	331–463lbs	26"	39"
42520002	FlexibleSling	polyester net	300kg/660lbs	XXS	22–66lbs	8"	30"
42520003	FlexibleSling	polyester net	300kg/660lbs	XS	44–77lbs	10"	32"
42520004	FlexibleSling	polyester net	300kg/660lbs	S	55–121lbs	14"	35'
42520006	FlexibleSling	polyester net	300kg/660lbs	M	110–165lbs	18"	40"
42520007	FlexibleSling	polyester net	300kg/660lbs	L	154–242lbs	22"	40"
42520008	FlexibleSling	polyester net	300kg/660lbs	XL	220–287lbs	26"	41"
42522002	FlexibleSling	polyester net, not reinforced	300kg/660lbs	XXS	22–66lbs	8"	30"
42522003	FlexibleSling	polyester net, not reinforced	300kg/660lbs	XS	44–77lbs	10"	32"
42522004	FlexibleSling	polyester net, not reinforced	300kg/660lbs	S	55–121lbs	14"	35"
42522006	FlexibleSling	polyester net, not reinforced	300kg/660lbs	M	110–165lbs	18"	40"
42522007	FlexibleSling	polyester net, not reinforced	300kg/660lbs	L	154–242lbs	22"	40"
42522008	FlexibleSling	polyester net, not reinforced	300kg/660lbs	XL	220–287lbs	26"	41"
42800004	AmpHBSling	polyester	300kg/660lbs	S	77–132lbs	15"	35'
42800006	AmpHBSling	polyester	300kg/660lbs	M	110–176lbs	18"	38"
42800007	AmpHBSling	polyester	300kg/660lbs	L	154–242lbs	20"	39"
42800008	AmpHBSling	polyester	300kg/660lbs	XL	220–286lbs	24"	39"

Divided leg supports / Shoulder-high back

Item no.	Product Name	Material	SWL	Size	Rec. user weight	Sling seat	Sling height
40520002	BasicSling	polyester net	300kg/660lbs	XXS	22–55lbs	8"	25"
40520003	BasicSling	polyester net	300kg/660lbs	XS	44–77lbs	11"	26"
40520004	BasicSling	polyester net	300kg/660lbs	S	77–121lbs	15"	30"
40520006	BasicSling	polyester net	300kg/660lbs	M	99–176lbs	20"	35"
40520007	BasicSling	polyester net	300kg/660lbs	L	165–242lbs	24"	37"
40520008	BasicSling	polyester net	300kg/660lbs	XL	220–330lbs	26"	39"
40520009	BasicSling	polyester net	300kg/660lbs	XXL	309–441lbs	30"	39"
40522002	BasicSling	polyester net, not reinforced	300kg/660lbs	XXS	22–55lbs	8"	25"
40522003	BasicSling	polyester net, not reinforced	300kg/660lbs	XS	44–77lbs	11"	26"
40522004	BasicSling	polyester net, not reinforced	300kg/660lbs	S	77–121lbs	15"	30"
40522006	BasicSling	polyester net, not reinforced	300kg/660lbs	M	99–176lbs	20"	35"
40522007	BasicSling	polyester net, not reinforced	300kg/660lbs	L	165–242lbs	24"	37"
40522008	BasicSling	polyester net, not reinforced	300kg/660lbs	XL	220–330lbs	26"	39"
40522009	BasicSling	polyester net, not reinforced	300kg/660lbs	XXL	309–441lbs	30"	39"
42700003	AmpSling	polyester	300kg/660lbs	XS	44–88lbs	11"	33"
42700004	AmpSling	polyester	300kg/660lbs	S	77–133lbs	15"	35"
42700006	AmpSling	polyester	300kg/660lbs	M	110–176lbs	18"	38"
42700007	AmpSling	polyester	300kg/660lbs	L	154–242lbs	20"	39"
42700008	AmpSling	polyester	300kg/660lbs	XL	220–287lbs	24"	39"
42700009	AmpSling	polyester	300kg/660lbs	XXL	265–397lbs	28"	39"
42720003	AmpSling	polyester net	300kg/660lbs	XS	44–88lbs	11"	33"
42720004	AmpSling	polyester net	300kg/660lbs	S	77–133lbs	15"	35"
42720006	AmpSling	polyester net	300kg/660lbs	M	110–176lbs	18"	38"
42720007	AmpSling	polyester net	300kg/660lbs	L	154–242lbs	20"	39"
42720008	AmpSling	polyester net	300kg/660lbs	XL	220–287lbs	24"	39"
42720009	AmpSling	polyester net	300kg/660lbs	XXL	265–397lbs	28"	39"

Divided leg supports / Low back

40200002	LowBackSling	polyester	300kg/660lbs	XXS	22–55lbs	8"	24"
40200003	LowBackSling	polyester	300kg/660lbs	XS	44–77lbs	11"	24"
40200004	LowBackSling	polyester	300kg/660lbs	S	66–110lbs	15"	30"
40200006	LowBackSling	polyester	300kg/660lbs	M	99–176lbs	18"	33"
40200007	LowBackSling	polyester	300kg/660lbs	L	165–242lbs	22"	35"
40200008	LowBackSling	polyester	300kg/660lbs	XL	220–309lbs	26"	36"
40200009	LowBackSling	polyester	300kg/660lbs	XXL	287–419lbs	30"	36"
40220002	LowBackSling	polyester net	300kg/660lbs	XXS	22–55lbs	8"	24"
40220003	LowBackSling	polyester net	300kg/660lbs	XS	44–77lbs	11"	24"
40220004	LowBackSling	polyester net	300kg/660lbs	S	66–110lbs	15"	30"
40220006	LowBackSling	polyester net	300kg/660lbs	M	99–176lbs	18"	33"
40220007	LowBackSling	polyester net	300kg/660lbs	L	165–242lbs	22"	35"
40220008	LowBackSling	polyester net	300kg/660lbs	XL	220–309lbs	26"	36"
40220009	LowBackSling	polyester net	300kg/660lbs	XXL	287–419lbs	30"	36"

Undivided leg supports / High and shoulder-high back

Item no.	Product Name	Material	SWL	Size	Rec. user weight	Sling seat	Sling height
42521003	FlexibleSling, undivided	polyester net	300kg/660lbs	XS	44–88lbs	30"	31"
42521004	FlexibleSling, undivided	polyester net	300kg/660lbs	S	66–154lbs	33"	33"
42521006	FlexibleSling, undivided	polyester net	300kg/660lbs	M	132–198lbs	37"	37"
42521007	FlexibleSling, undivided	polyester net	300kg/660lbs	L	176–287lbs	41"	38"
42521008	FlexibleSling, undivided	polyester net	300kg/660lbs	XL	242–397lbs	45"	39"
41522003	ClassicHBSling	polyester net	300kg/660lbs	XS	44–88lbs	12"	37"
41522004	ClassicHBSling	polyester net	300kg/660lbs	S	66–132lbs	16"	39"
41522006	ClassicHBSling	polyester net	300kg/660lbs	M	121–187lbs	19"	42"
41522007	ClassicHBSling	polyester net	300kg/660lbs	L	176–265lbs	26"	43"
41522008	ClassicHBSling	polyester net	300kg/660lbs	XL	242–309lbs	31"	45"
41222003	ClassicSling	polyester net	300kg/660lbs	XS	44–88lbs	12"	31"
41222004	ClassicSling	polyester net	300kg/660lbs	S	66–132lbs	15"	35"
41222006	ClassicSling	polyester net	300kg/660lbs	M	121–187lbs	18"	37"
41222007	ClassicSling	polyester net	300kg/660lbs	L	176–265lbs	25"	38"
41222008	ClassicSling	polyester net	300kg/660lbs	XL	242–309lbs	31"	39"
47001010	BariSling	polyester	570kg/1250lbs	XXXL	441–771lbs	–	–
47001011	BariSling	polyester	570kg/1250lbs	XXXXL	551–1257lbs	–	–
47091010	BariSling	disposable, non-woven	450kg/1000lbs	XXXL	441–1000lbs	–	–

Hygiene/High and shoulder-high back

43704002	HygieneHBSling	polyester	300kg/660lbs	XXS	22–66lbs	24"	36"
43704003	HygieneHBSling	polyester	300kg/660lbs	XS	55–99lbs	28"	36"
43704004	HygieneHBSling	polyester	300kg/660lbs	S	88–132lbs	31"	38"
43704006	HygieneHBSling	polyester	300kg/660lbs	M	121–176lbs	37"	40"
43704007	HygieneHBSling	polyester	300kg/660lbs	L	165–242lbs	43"	40"
43704008	HygieneHBSling	polyester	300kg/660lbs	XL	198–287lbs	51"	41"
43704009	HygieneHBSling	polyester	300kg/660lbs	XXL	265–376lbs	59"	41"
42521403	FlexibleSling, undivided, with commode opening	polyester net	300kg/660lbs	XS	44–88lbs	30"	31"
42521404	FlexibleSling, undivided, with commode opening	polyester net	300kg/660lbs	S	66–154lbs	33"	33"
42521406	FlexibleSling, undivided, with commode opening	polyester net	300kg/660lbs	M	132–198lbs	37"	37"
42521407	FlexibleSling, undivided, with commode opening	polyester net	300kg/660lbs	L	176–287lbs	41"	38"
42521408	FlexibleSling, undivided, with commode opening	polyester net	300kg/660lbs	XL	242–397lbs	45"	38"
41221404	ClassicSling, with commode opening	polyester net	300kg/660lbs	S	66–132lbs	15"	35"
41221406	ClassicSling, with commode opening	polyester net	300kg/660lbs	M	121–187lbs	18"	37"
41221407	ClassicSling, with commode opening	polyester net	300kg/660lbs	L	132–198lbs	25"	38"

Hygiene/Low back

Item no.	Product Name	Material	SWL	Size	Rec. user weight	Sling seat	Sling height
43504002	HygieneSling	polyester, with belt	300kg/660lbs	XXS	22–66lbs	10"	20"
43504003	HygieneSling	polyester, with belt	300kg/660lbs	XS	55–99lbs	14"	26"
43504004	HygieneSling	polyester, with belt	300kg/660lbs	S	88–132lbs	19"	30"
43504006	HygieneSling	polyester, with belt	300kg/660lbs	M	121–187lbs	22"	35"
43504007	HygieneSling	polyester, with belt	300kg/660lbs	L	165–220lbs	24"	37"
43504008	HygieneSling	polyester, with belt	300kg/660lbs	XL	198–287lbs	31"	37"
43504009	HygieneSling	polyester, with belt	300kg/660lbs	XXL	265–376lbs	35"	37"
43604002	HygieneSling	polyester, without belt	300kg/660lbs	XXS	22–66lbs	10"	20"
43604003	HygieneSling	polyester, without belt	300kg/660lbs	XS	55–99lbs	14"	26"
43604004	HygieneSling	polyester, without belt	300kg/660lbs	S	88–132lbs	19"	30"
43604006	HygieneSling	polyester, without belt	300kg/660lbs	M	121–187lbs	22"	35"
43604007	HygieneSling	polyester, without belt	300kg/660lbs	L	165–220lbs	24"	37"
43604008	HygieneSling	polyester, without belt	300kg/660lbs	XL	198–287lbs	31"	37"
43604009	HygieneSling	polyester, without belt	300kg/660lbs	XXL	265–376lbs	35"	37"
43904003	HygieneSling	polyester, extra back support	300kg/660lbs	XS	55–99lbs	14"	26"
43904004	HygieneSling	polyester, extra back support	300kg/660lbs	S	88–132lbs	19"	30"
43904006	HygieneSling	polyester, extra back support	300kg/660lbs	M	121–187lbs	22"	35"
43904007	HygieneSling	polyester, extra back support	300kg/660lbs	L	165–220lbs	24"	37"
43904008	HygieneSling	polyester, extra back support	300kg/660lbs	XL	198–287lbs	31"	37"
Item no.	Product Name	Material	SWL	Size	Rec. user weight	Waist width	Sling height
43804002	HygieneLBSling	polyester	300kg/660lbs	XXS	22–66lbs	24"	36"
43804003	HygieneLBSling	polyester	300kg/660lbs	XS	55–99lbs	28"	36"
43804004	HygieneLBSling	polyester	300kg/660lbs	S	88–132lbs	31"	38"
43804006	HygieneLBSling	polyester	300kg/660lbs	M	121–176lbs	37"	40"
43804007	HygieneLBSling	polyester	300kg/660lbs	L	165–242lbs	43"	40"
43804008	HygieneLBSling	polyester	300kg/660lbs	XL	198–287lbs	51"	41"
43804009	HygieneLBSling	polyester	300kg/660lbs	XXL	265–376lbs	59"	41"
43904008	HygieneSling	polyester, extra back support	300kg/660lbs	XL	198–287lbs	31"	37"

Horizontal lifting & turning

Item no.	Product Name	Material	SWL	Size	Rec. user weight	Sling seat	Sling height
46502007	StretcherSling	polyester	300kg/660lbs	one size	110–441lbs	71"	34"
46592007	StretcherSling	disposable, non-woven	300kg/660lbs	one size	110–441lbs	71"	34"
47522007	SafeHandling-Sheet	polyester net	300kg/660lbs	L	110–661lbs	94"	45"
47542007	SafeHandling-Sheet	polyester net/WendyLett4Way	300kg/660lbs	L	110–661lbs	94"	45"
47502008	SafeHandling-Sheet	polyester	400kg/900lbs	XL	110–881lbs	94"	45"
47502009	SafeHandling-Sheet	polyester, reinforced	570kg/1250lbs	XXL	110–1257lbs	94"	51"
547810	PositioningSling	disposable, non-woven, polyester	454kg/1000lbs	one size	110–661lbs	78"	52"

Horizontal lifting & turning (continued from previous page)

Item no.	Product Name	Material	SWL	Size	Rec. user weight	Sling seat	Sling height
49592000	TurningSling, two loops	disposable, non-woven	250kg/550lbs	one size	110–551lbs	–	–
49592005	TurningSling, one loop	disposable, non-woven	250kg/550lbs	one size	110–551lbs	–	–

Standing/Walking

44503003	StandingVest	polyester	300kg/660lbs	XS	33–88lbs	32"	27"
44503004	StandingVest	polyester	300kg/660lbs	S	44–110lbs	38"	29"
44503006	StandingVest	polyester	300kg/660lbs	M	88–132lbs	43"	29"
44503007	StandingVest	polyester	300kg/660lbs	L	110–176lbs	48"	29"
44503008	StandingVest	polyester	300kg/660lbs	XL	154–220lbs	51"	29"
44200002	WalkingVest	polyester	300kg/660lbs	XXS	33–88lbs	24"	26"
44200003	WalkingVest	polyester	300kg/660lbs	XS	55–110lbs	28"	27"
44200004	WalkingVest	polyester	300kg/660lbs	S	88–132lbs	32"	27"
44200006	WalkingVest	polyester	300kg/660lbs	M	121–176lbs	96cm/38"	29"
44200007	WalkingVest	polyester	300kg/660lbs	L	165–220lbs	43"	29"
44200008	WalkingVest	polyester	300kg/660lbs	XL	198–242lbs	48"	29"
44200009	WalkingVest	polyester	300kg/660lbs	XXL	220–287lbs	56"	30"
47103010	BariVest	polyester	570kg/1250lbs	XXXL	397–661lbs	75–110"	–
47103011	BariVest	polyester	570kg/1250lbs	XXXXL	551–1257lbs	91–122"	–

SystemRoMedic is a complete solution for easy transfers.

The concept encompasses four product areas that meet most needs in different transfer situations.

Transfer, between two locations. **Positioning**, within the same location.

Support, for mobility. **Lifting**, both manual and mechanical.

Liftup North America, Inc
 5626 56th Commerce Park Blvd
 Tampa, FL 33610
info@liftup.us
www.liftup.us
 (844) 543-8878

