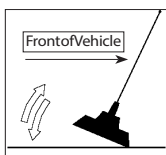
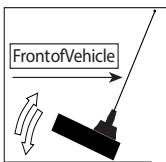


Magnetic Mounts

Installation Instructions

PRE-INSTALLATION TIPS

- To minimize the scratching of painted surfaces, carefully follow the instructions below.
- The center of your roof is the best location for your new mount.
- DO NOT SLIDE THE MOUNT ONCE IT IS IN PLACE. The painted surface may be scratched.
- To avoid reduction in holding power, the mount should not be used on vinyl roofs. Also, some loss in electrical capacitance will occur which may interfere with the operation of the antenna at some frequencies.
- These mounts are not recommended for use with antennas other than those supplied by Larsen.



INSTALLATION

1. Thoroughly clean and remove all dust and gritty material from the surface, and bottom of the mount, where the mount is to be placed (each time it is installed).
2. Place the mount on clean surface and gently lower. Using the antenna as a handle, pivot the mount down until it snaps into place.
3. To remove the mount, reverse the procedure.


NOTE:

For Low Frequency configurations:

Mating to an antenna with a tab or pogo pin interface. Leave the center pin and insulator in the mag mount.

For High Frequency configurations:

Mating to an antenna with a coaxial interface (antenna with HF in the part #) simply remove the center contact pin and insulator.





Pulse warrants to every user of a Larsen product that it will perform to its specified ratings and will be free of defects in materials and workmanship.

Pulse will repair or replace without charge any Larsen product which fails to meet this warranty within one year of the purchase date. Excluded is failure due to misuse such as striking objects, improper installation, and use beyond specifications.

Pulse will not be responsible for any incidental or consequential damages due to failure of a Larsen product under this warranty or any implied warranty.

Pulse LARSEN - A YAGEO Company

18110 SE 34th St. Bldg. 2, Suite 250

Vancouver, WA 98683

Phone: 800-268-3662

360-944-7551

Fax: 360-944-7556

www.pulseelectronics.com

Magnetic Mounts



PI00003, Rev. K, 04/19, 5190.4900