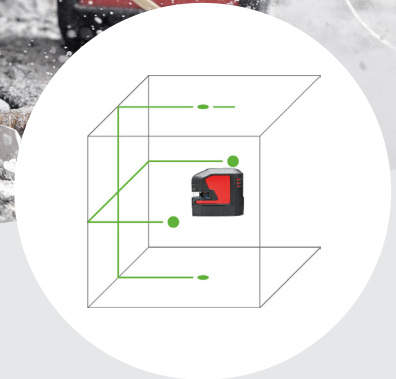


Lino L2P5G

Multi Line & Point Layout Tool



[EXPLORE >](#)

Best in-class, green beam cross-line and point laser with superior visibility. Ideal for alignment tasks such as drywalling, tiling, partitioning and electrical installations. Provides plumb point projection and setting out or transferring of measured points. A clean, level and bright line, even in bright environments or large spaces, improves workflow, is more accurate and saves time and money

- Green laser visibility - 6 times better than typical DIY product
- Range: 115' with receiver 262'
- Simple one button control



Reliable, Quick Layouts

Easy to setup: self-leveling, quick to plumb, sharp, bright, visible lines

[View Video Here >](#)



Works For All Applications

Drywall, partitions, ceilings, flooring and millwork with a full line of accessories and adapters



Cost Effective Solutions

Included Li-Ion battery works for 28 hrs, saving \$360/yr in disposable batteries

Replaceable glass lens saves buying a replacement unit saving \$300

Pro-Kit

- Lino L2P5G Laser Layout Tool
- Molded Case
- Wall Mount UAL 130
- Twist 360
- Target Plate
- Li-Ion Battery / Charger
- AA Battery Tray



Technical Data

Accuracy, Typical	± 0.08" @ 33'
Range	115'
Range w/ Receiver	262'
Laser Type	Class 2 525nm
Laser Output Power	30mW
Visibility	0.9 Spectral Efficiency
Tripod Thread	1/4", 5/8"
Battery Runtime	Up to 28 hrs of operation
Batteries	3.6V/18.7Wh Li-Ion included or type AA, 3 x 1.5 V
Protection Class	IP54
Dimensions	2.5 x 3.9 x 4.3 in

[See Full Specs >](#)

Layout Accessories

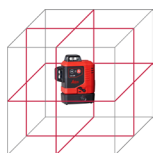
- DISTO D2
- DISTO E7500i
- DISTO S910
- DISTO Plan

[View Video Here >](#)

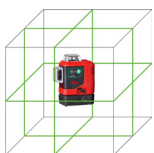
Lino Adapters

- Twist 360
- Twist 250
- Clamp 290
- Receiver RGR 200
- Wall Mount UAL 130

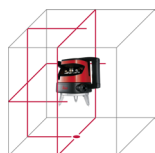
[View Video Here >](#)



L6R



L6G



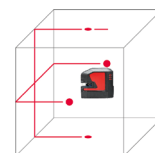
ML180



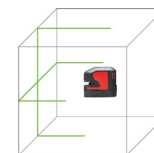
L4P1



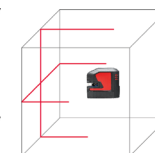
L2P5G



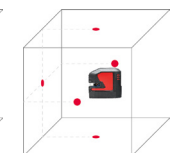
L2P5



L2G



L2



P5