








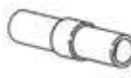






2 in 1 kids cornhole/ring toss game set instruction manual (1 board)

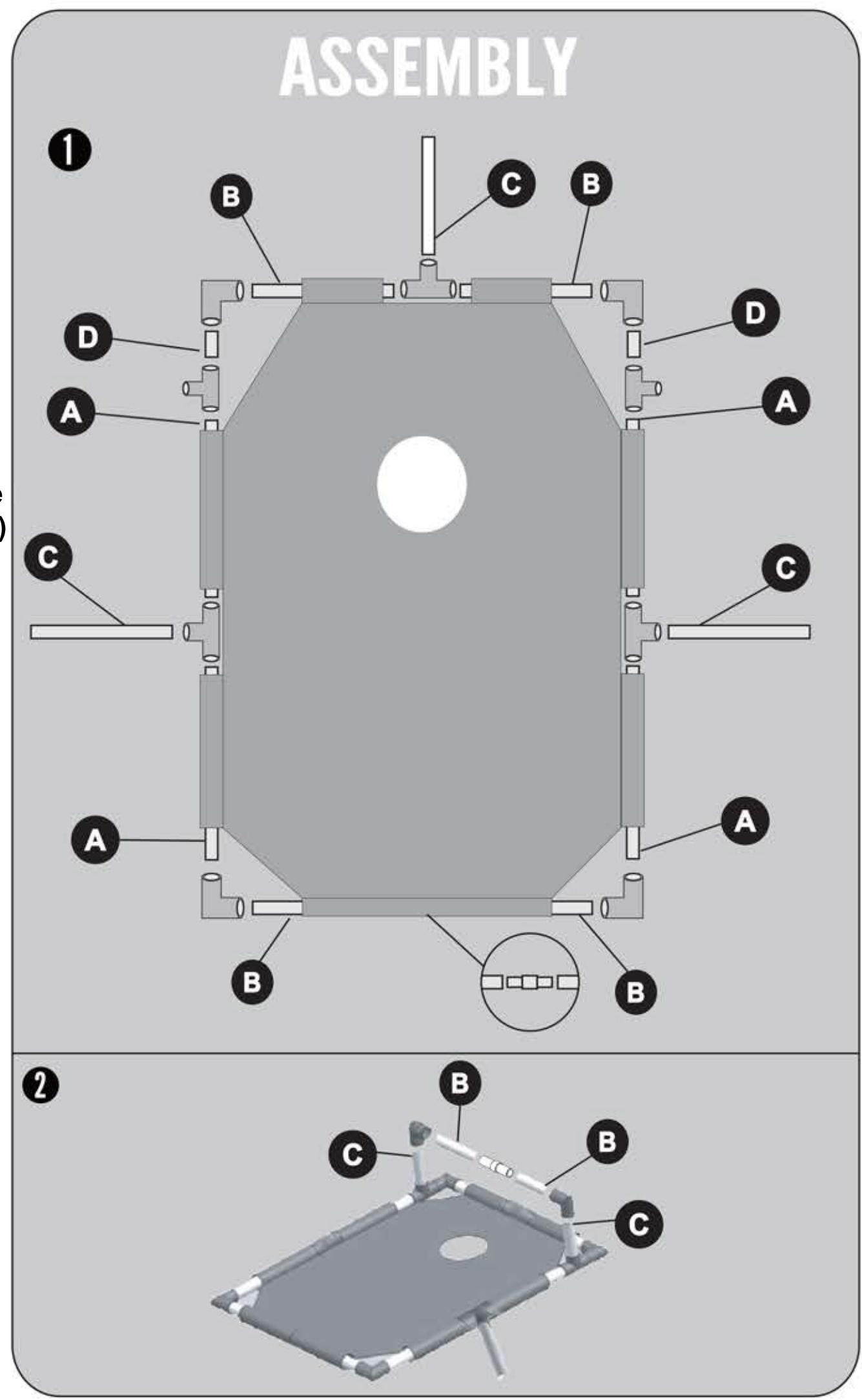


This product is designed and tested for kids 3+. It is in compliance with ASTM F963-17 and H.R.4040 tests. For more detailed information, please contact info@kidz-adventure.com

Instructions, Please read carefully and follow steps:

- Sort out all packing components according to below parts list. One of each tube type has a marking sticker. Match the length of each tube to sort out tube types. Please contact us immediately for any missing parts.
- Follow the assembly chart 1 & 2 on the right to set up the game board. Start from the top then work down side by side. (Tip: Untie the Velcro at the bottom to have more wiggle room. When the set up is complete, tie it back.)

PARTS LIST		
 4 PCs - 14.75"	 6 PCs - 10.25"	 5 PCs - 8.6"
 2 PCs - 2"	 board - 1 PC	 2-way connector - 2PCs
 3-way connector - 5PCs	 Corner connector - 6PCs	 Toss ring cover - 3 PCs
 Toss rings - 6 PCs	 Bean bags - 6 PCs	 Stakes - 4 PCs





2 in 1 kids cornhole/ring toss game set

Basic rules of how to play a cornhole game

Cornhole game is one of the most popular outdoor games in America. It is specially fun for kids playing outside (or inside). Online people can find detailed video clips about how to play the game and below are some basic scoring rules. However, please keep in mind that the rules can be modified to fit players' needs as having fun is most important!

- Throwing bag in the hole scores 3 points while the bag staying on the board scores 1 point.
- The bag knocked into the hole by the opposite team still scores 3 points.
- When finish throwing all 6 bags, count the result for the round. It is a cancellation game which means if team A scores 3 points and team B scores 1 points for the round, then team A scores 2 points and team B scores nothing.
- Repeat throwing until one team scores 21 points.

Add more fun with the KidzAdventure® ring toss game!

- Now KidzAdventure brings more fun to the game! With 6 tossing rings, we can make the game even more exciting!
- After each team finishes throwing bean bags, they can continue to throw the tossing rings.
- The top pole scores 3 points and the side poles score 1 point.
- Calculate the net score for the round when finish throwing all 6 bags and 6 rings.
- A team reaches 29 points first will win the game!

