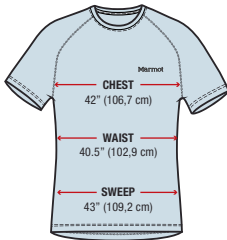


SIZE CHART

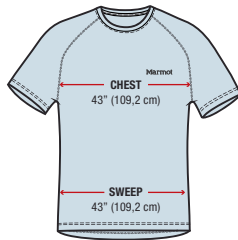
MEN'S KNITS

ATHLETIC



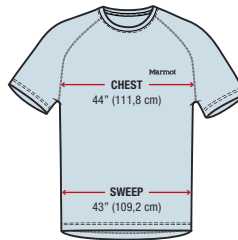
BACK LENGTH
29" (73,7 cm)

SEMI-FITTED



BACK LENGTH
28" (71,1 cm)

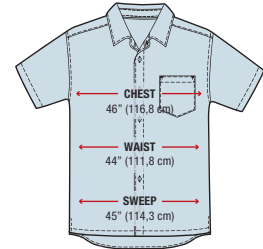
REGULAR



BACK LENGTH
28" (71,1 cm)

MEN'S WOVEN

WOVEN



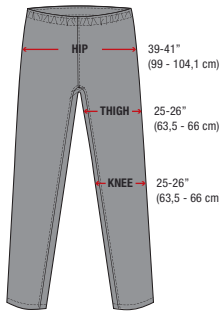
BACK LENGTH
29.75" (75,6 cm)

*30.62" (77,8 cm) * Drop-tail measurements

MEN'S BOTTOMS

ATHLETIC

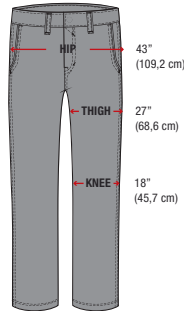
- > Sits below the waist
- > Slim fit through hip and thigh
- > Tapered through the knee and ankle



LEG OPENING → 13-16"
(33 - 40,6 cm)

REGULAR

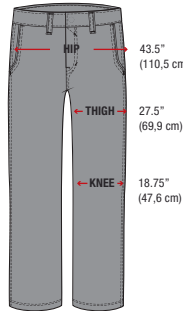
- > Our regular fit is our standard cut
- > Sits just below the waist
- > Tapers in at the knee
- > Stays straight through to the leg opening



LEG OPENING → 18"
(45,7 cm)

RELAXED

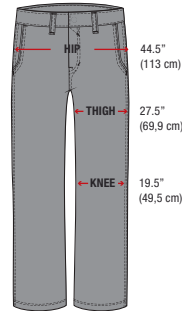
- > Our relaxed fit has slightly more room than our regular fit
- > Sits just below the waist
- > Relaxed through the leg
- > Stays straight through to the leg opening



LEG OPENING → 18.75"
(47,6 cm)

LOOSE

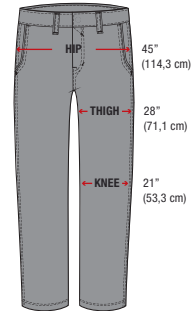
- > Our loose fit has more room than our regular fit
- > Sits just below the waist
- > Loose through the leg
- > Stay straight through to the leg opening



LEG OPENING → 19.5"
(49,5 cm)

CLASSIC

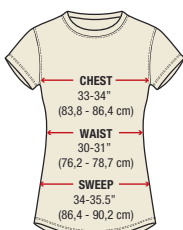
- > Our classic fit is our most relaxed fitting pant
- > Sits just below the waist
- > Loose through the leg
- > Tapers at the leg opening



LEG OPENING → 18"
(45,7 cm)

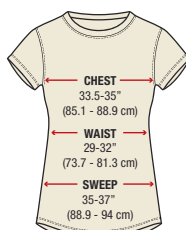
WOMEN'S KNITS

ATHLETIC



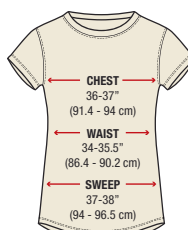
BACK LENGTH
23-25.5" (58,4 - 64,8 cm)

SEMI-FITTED



BACK LENGTH
24-27" (61 - 68,6 cm)

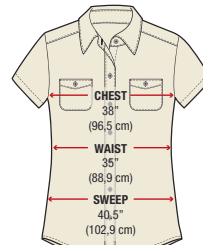
REGULAR



BACK LENGTH
24-24.25" (61 - 61,6 cm)

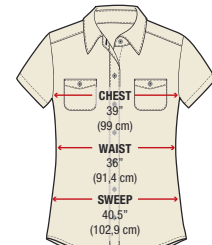
WOMEN'S WOVEN

WOVEN - SEMI-FITTED



BACK LENGTH
25.75" (65,4 cm)

WOVEN - REGULAR

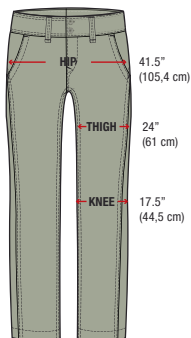


BACK LENGTH
25.75" (65,4 cm)

WOMEN'S BOTTOMS

ATHLETIC

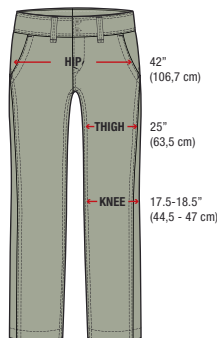
- > Sits below the waist
- > Slim through the leg
- > Tapers in at the knee
- > Stays straight to the leg opening
- > Various styles have tapered leg



LEG OPENING → 16.5-17.5"
(41,9 - 44,5 cm)

REGULAR

- > Our regular fit is our standard cut
- > Sits just below the waist
- > Tapers in at the knee
- > Stays straight through to the leg and slightly tapers at the leg opening



LEG OPENING → 17.5-18"
(44,5 - 45,7 cm)

SIZING BY BODY MEASUREMENTS

MEN								
		XS	S	M	L	XL	XXL	XXXL
Chest	inch	33-35	36-38	39-41	42-44	45-47	48-50	51-53
	cm	84-89	91,5-96,5	99-104	106,5-112	114,5-119,5	122-127	129,5-134,5
Neck	inch	13,5-14	14,5-15	15,5-16	16,5-17	17,5-18	18,5-19	19,5-20
	cm	34,5-35,5	36,5-38	39,5-40,5	42-43	44,5-45,5	47-48,5	49,5-51
Sleeve	inch	30-31	32-33	34-35	35-36	36-37	37-38	37-38
	cm	76-78,5	81-84	86,5-89	89-91,5	91,5-94	94-96,5	94-96,5
Waist	inch	25-27	28-30	31-33	34-36	37-39	40-43	44-46
	cm	63,5-68,5	71-76	78,5-84	86,5-91,5	94-99	101,5-109	112-117
Hip	inch	34-36	37-39	40-42	43-45	46-48	49-51	52-54
	cm	86,5-91,5	94-99	101,5-106,5	109-114,5	117-122	124,5-129,5	132-137
Inseam*	inch	28	29,5	31	32,5	33	33,5	34,5
	cm	71	75	78,5	82,5	84	87,5	87,5

Men's Inseam: SHORT 30 REG 32 LONG 34

* PANTS with multiple inseams (Outerwear)

WOMEN						
		XS	S	M	L	XL
Size	US	4	6	8	10	12
Chest	inch	31-33	33-35	35-37	38-40	41-43
	cm	78,5-84	84-89	89-94	96,5-101,5	104-109
Sleeve	inch	30-31	31-32	32-33	34-35	36-37
	cm	76-78,5	78,5-81,5	81,5-84	86,5-89	91,5-94
Waist	inch	23-25	25-27	27-29	30-32	33-35
	cm	58,5-63,5	63,5-68,5	68,5-73,5	76-81,5	84-89
Hip	inch	34-36	36-38	38-40	41-43	44-46
	cm	86,5-91,5	91,5-96,5	96,5-101,5	104-109	112-117
Inseam*	inch	27,5	28,5	30	31,5	32
	cm	70	72,5	76	80	81,5

Women's Inseam: SHORT 29 REG 31 LONG 33

* PANTS with multiple inseams (Outerwear)

KIDS						
		XS	S	M	L	XL
Size	US	4-5	6-7	8-9	10-12	13-15
	EU	116	128	140	164	176
Age		4-5	6-7	8-9	10-12	13-15
Chest	inch	24-26	26-28	28-30	30-32	32-34
	cm	61-66	66-71	71-76	76-81	81-86
Waist	inch	19-21	21-23	23-25	25-27	27-29
	cm	48-53	53-58	58-63,5	63,5-69	69-74
Hip	inch	24-26	26-28	28-30	30-32	32-34
	cm	61-66	66-71	71-76	76-81	81-86
Inseam	inch	17-18	19-20	21-22	23-25	26-28
	cm	43-46	48-51	53-56	58-63,5	66-71
Sleeve	inch	22-24	24-25	25-26	26-28	28-30
	cm	56-61	61-63,5	63,5-66	66-71	71-76
Height	inch	36-42	42-48	48-54	54-60	60-65
	cm	91,5-106,5	106,5-122	122-137	137-152,5	152,5-165
Weight	lbs	35-42	42-50	50-60	70-90	90-115
	Kg	16-19	19-22,5	22,5-27	32-41	41-52

GLOVES							
		XS	S	M	L	XL	XXL
Men (girth)	inch	6,5-7	7-7,5	8-8,5	9-9,5	10-10,5	11-11,5
	cm	16,5-18	18-19	20,5-22	23-24,5	25,5-27	28-29,5
Women (girth)	inch	5,5-6	6-6,5	6,5-7	7,5-8	8,5-9	--
	cm	14-15	15-16,5	16,5-17,5	19-20	21,5-23	--

CARE INSTRUCTIONS

Marmot does not recommend dry cleaning for any of our products. GORE-TEX® fabric products, MemBrain® fabric products, down insulated proecuts, and fleece are all machine washable. You should use a comercial front loading machine and follow the care instructions.

FIT INFORMATION

Marmot jackets, parkas and pants are sized as outerwear: larger than sportswear to allow for performance, movement, layering, and comfort. Sweaters will fit less generously than jackets or parkas. Shirts will fit less generously than sweaters. Our garment names are more than identification; they describe the fit specifications as well. All Marmot garments will fit more generously than non-active wear because we pattern and grade all garments for active use: reaching, bending, stretching.