

"The Putting Stick® is an excellent training tool for working on and grooving a fundamentally sound putting stroke. It is very simple to use and it fits right in your bag. Anyone wanting to make more putts should use The Putting Stick®. It is a great product."

*Mike Bender, 2009 PGA National Teacher of the Year  
Golf Digest's #6 Top Teacher  
Teacher of Professional Golfer, Zach Johnson*

"Sir Nick was introduced to The Putting Stick® prior to competing in his last Open Championship. It helped his putting. He liked it and understood what a great training aid it could be for young golfers, and so it was introduced worldwide to the finalists of the Faldo Series. Now the Faldo Series has its own Putting Stick® and with each purchase of a Faldo Series Putting Stick®, TPK will make a contribution to the Faldo Series to help develop tomorrow's champions."

*Matthew Faldo*

"I was first introduced to The Putting Stick® by PGA Tour player Bo Van Pelt and his coach Mitchell Crum. We took an initial sample of his stroke with the SAM PuttLab. Five months later we took the test again. He used the same putter the entire time and the only aid he used was The Putting Stick®. During the 2012 season he did not miss one 3-foot putt and had his most consistent year on tour. (In 2011, Van Pelt was ranked 10th overall according to the PGA. In 2012 after being on The Putting Stick®, he moved up to 4th overall and made 650 consecutive 3-foot putts!) After seeing these remarkable results, I started making The Putting Stick® available to all my clients:

- 2 D-I schools (1 in the top 10 and the other moved into the top 50)
- 1 D-II school ranked in the top 10
- More than 20 other college players
- 2 additional PGA Tour players
- 15 Web.com or mini tour players
- Several amateurs both competitive and recreational
- Every junior player that comes in my training center

I rarely use training aids with my students because I find very few actually work. The Putting Stick® has proven itself with scientific evidence as well as pure results with the players I work with."

*Jon Sinclair, Sinclair's Golf Training Center, Euless, TX*

"You only have control of the first three feet and The Putting Stick® definitely helps you perfect that. If you don't hit the putter square at impact, the ball will fall off it."

*Pat Sellers, Teacher on Web.com Tour*

"The Putting Stick® provides excellent feedback to my students in many different important areas, but most important it provides instant feedback on how the putter face is aligned relative to the putter path around impact."

*Joey Wuertemberger, Master Instructor at Jim McLean (#4 Golf Digest Teacher) Golf School, Fort Worth, TX*

## Learn to "Putt Like a Pro"

- Alignment Mirror tells you if your eyes are aligned over the ball.
- Tells you if your putter face is square at impact. If squareness of putter face is off even one half of 1-degree, you will instantly know.
- Teaches you to accelerate through the ball to maintain a true roll of the ball all the way down the stick.
- The worst thing you can do is to practice a bad stroke. The Putting Stick® gives you immediate feedback so you don't practice a bad stroke. It helps you produce a repeating good stroke.



Get On The Stick...

# The Putting Stick®

U.S. Utility Patents 8,684,858 & 9,314,684 European Patent 12192867.5  
Worldwide Utility Patents China ZL 201210485479.3 Japan 6,220,512  
(Patents Pending in Australia and South Korea)

**The One Putt Trainer**

Made in USA

**TPK Golf**

www.tpkgolf.com

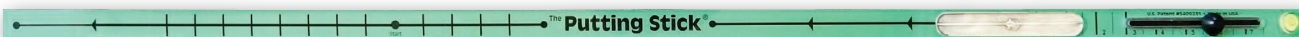
www.theputtingstick.com

800 433-4653

952 442-5022

sales@tpkgolf.com

Follow Us:



Visit our website to see our full list of all Tour players that use The Putting Stick® — [www.theputtingstick.com](http://www.theputtingstick.com)

## Patented Putting Stick® Putt Better—Score Better!

The Putting Stick® is a patented practice and training aid developed to help golfers of all levels improve their putting stroke. Made from the finest quality materials to exacting standards, this ingenious tool will transform your game.

### How does The Putting Stick® work?

- The key to The Putting Stick® system is the precise visual feedback it provides.
- To improve, you need to know what is going on with your stroke.
- Using The Putting Stick® allows you to continuously monitor your eye alignment, back-swing length, and stroke accuracy in a simple, efficient manner.

### Features:

Made to exacting standards, The Putting Stick® is 46 inches long. Included with The Putting Stick® is an instructional DVD or USB drive containing detailed information on assembly, use, fault correction, as well as introductions to basic putting techniques and strategies.

**ENDORSED BY SOME OF  
THE FINEST GOLF INSTRUCTORS  
IN THE WORLD!**

**Get on the Stick!  
The Putting Stick®**




## The Putting Stick® Comes in Two Versions

### Original Putting Stick®

**Best for high handicap golfers.**

- Instantly see your Eye Alignment
- Gives precise visual feedback about your Stroke Squareness Accuracy at Impact
- Detect and correct your Stroke Path and Face Angle Errors



- Monitor and show you when your back-swing is too long
- Shows your stroke accuracy at impact to 1° of perfect squareness

The Eye Alignment Mirror is designed to be used with The Putting Stick®. The mirror has a slotted base plate, which allows you to monitor your eye alignment.




### Putting Stick® Pro

Instead of having The Eye Alignment Mirror attached at the end of The Putting Stick®, the mirror is built into the stick. This makes the Pro version much more portable for use on actual putting greens.

The end of the stick is now beveled to allow a more consistent roll as the ball leaves The Putting Stick® and the improved leveler is now adjustable up and down as well as side to side.

**Best for low handicap golfers and pros.  
May easily be used on the putting green.**



- Built in eye alignment mirror
- Beveled end of stick for consistent roll
- Leveler lets you adjust up and down and side to side
- More portable: Fits in a golf bag

**Practice with  
The Putting Stick®  
and learn to  
“Putt Like a Pro”**

