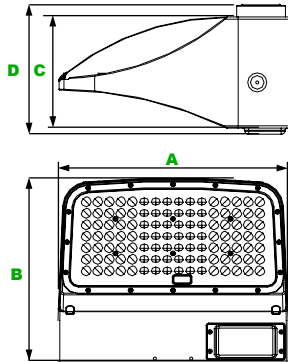




NHL-WPC45

LED PowerPack Full Cutoff Wall Mount



Dimensions

Width (A)	15" (380mm)
Length (B)	12" (302mm)
Height 1 (C)	5 1/4" (146mm)
Height 2 (D)	6" (154mm)

The NHL-WPC45 PowerPack full cutoff wall luminaire is available in three wattages with a specially designed Type IV wide forward throw optical distribution that is designed to replace HID lighting systems of 175W, 250W or 400W MH or HPS. One 174 watt WPC45 with increased mounting height can replace 2 existing 400W MH wall packs to dramatically lower energy costs. Typical wall mounted lighting applications include retail centers, industrial parks, schools and universities, public transit and airports, office buildings and medical facilities. Mounting heights of 18 to 35 feet can be used based on light level and uniformity requirements.

Specifications and Features:

Housing:

Die Cast Aluminum Housing with Full Cutoff Front Frame, Integral Heat Sinking and Driver Compartment. UV-Stabilized Polycarbonate Vandal-Resistant Lens Area on Housing for Use with Microwave Sensors. Twist-Lock Photocell/Smart Controls Adaptable. Nickel-Plated Stainless Steel Hardware.

Listing & Ratings:

CSA: Listed for Wet Locations, ANSI/UL 1598, 8750; IP66 Sealed LED Compartment.

Finish:

Textured Architectural Bronze Powdercoat Finish Over a Chromate Conversion Coating. Custom Colors Available Upon Request.

Lens:

Clear One-Piece Molded Type IV UV-Stabilized Polycarbonate Lens.

Mounting Options:

Mount Directly Over a 4" Recessed Outlet Box, Includes Easy-Hang "Two Hands Free" Wall Mounting Bracket with Built-In Level. Optional Trim Plate is Available for Use in Retrofit Applications to Cover Wall Surface Blemishes.

LED LED:

Aluminum Boards

Wattage:

81w: Array: 80.8w, System: 92.8w (175w HID Equivalent)
 112w: Array: 111.9w, System: 131w (250w HID Equivalent)
 174w: Array: 174.1w, System: 187.5w (400w HID Equivalent)

Driver:

Electronic Driver, 120-277V, 50/60Hz or 347-480V, 50/60Hz; Less Than 20% THD and PF>0.90. Standard Internal Surge Protection 6kV. 0-10V Dimming Standard for a Dimming Range of 100% to 10%; Dimming Source Current is 150 Microamps.

Controls:

Fixtures Ordered with Factory-Installed Photocell or Motion Sensor Controls are Internally Wired for Switching and/or 1-10V Dimming Within the Housing. Remote Direct Wired Interface of 1-10V Dimming is Not Implied and May Not Be Available, Please Consult Factory. Fixtures are Tested with LEPG Controls and May Not Function Properly With Controls Supplied By Others. Fixtures are NOT Designed for Use with Line Voltage Dimmers.

Warranty:

5-Year Warranty for -40°C to +50°C Environment.

See Page 2 for Projected Lumen Maintenance Table.

Order Information Example:

NHL-WPC45-D-81W-50K-UNV

NHL-WPC45							
Model	Optics	Wattage	CCT	Driver	Lens	Color	Options
NHL-WPC45= LED PowerPack Wall Mount	D=Type IV	81W=1x81w 112W=1x112w 174W=1x174w	40K=4000K 50K=5000K	UNV=120-277V 480V=347-480V	C=Clear Molded UV-Stabilized Polycarbonate Lens	Z=Bronze CC=Custom (Consult Factory)	SF=Single Fuse* DF=Double Fuse* SP=Surge Protection R3=3-Pin Twist Lock Photocell Receptacle R5=5-Pin Twist Lock Photocell Receptacle R7=7-Pin ANSI C136.41—2013 Twist Lock Photocell Receptacle PC3=Photocell, 120-277VAC S2=Microwave Sensor with Dimming for Mounting Heights of 8' to 40'.* S4=Microwave On/Off Motion Sensor for Mounting Heights of 8' to 19'.* EM=Battery Backup, 90 Minutes (81w and 112w only)* *120-277V Models Only.

Project Information:

Project Name: _____ Fixture Type: _____
 Complete Catalog #: _____ Date: _____
 Comments: _____

Certification & Listings:



Specifications subject to change without notice. Rev. 111920

Accessories & Replacement Parts:



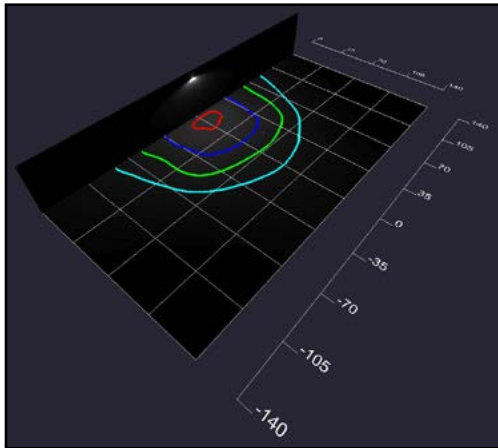
*Shown Mounted.

Accessories (Order Separately, Field Installed)	
P18131	Twist Lock Non-Shorting (Open) Cap Disconnects Service to Fixture for Temporary or Permanent Disabling (Fixture Always Off). IP65, 480V Maximum.
P18132	Twist Lock Shorting Cap Provides Fixed Service to Fixture (Fixture Always on). IP65, Rated Load 7200w Tungsten.
P18140	110-120VAC Instant Twist Lock Photocell
P18150	120VAC Time Delay Twist Lock Photocell
P18152	277VAC Time Delay Twist Lock Photocell
P18156	120-277VAC Universal Twist Lock Photocell
P18157	480VAC Time Delay Twist Lock Photocell. For 480V use only.
WPC45TPZ	Aluminum Two-Piece Trim Plate, Bronze Powdercoat Finish, 16½" W x 8½" H

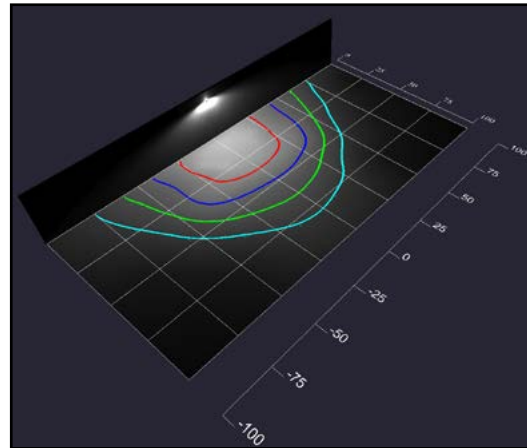
Replacement Parts (Order Separately, Field Installed)	
P18103	120-277VAC Photocell
P17117	Internal Microwave Sensor with Dimming for Mounting Heights of 8 to 40'. 120-277VAC, 50/60Hz.
P17123	Internally Mounted Microwave On/Off Motion Sensor for Mounting Heights of 8' to 19', 120-277VAC, 50/60Hz

For Replacement Battery Backup, see the LEPG LED Battery Backup Specification Sheet.

Photometric Data



NHL-WPC45-D-174W-50K-UNV
Type IV
Grid in MH
MH=35 Feet



NHL-WPC45-D-174W-50K-UNV
Type IV
Grid in MH
MH=25 Feet

Photometric Performance

LED Board Watts	Drive Current (mA)	Input Watts	Optics	5000 CCT 80 CRI					4000 CCT 80 CRI				
				Lumens	LPW	B	U	G	Lumens	LPW	B	U	G
LED 81w	525	93	Type IV	10,402	112	3	3	3	9,700	104	3	3	3
LED 112w		131		14,049	107	3	0	3	13,636	104	3	0	3
LED 174w		188		20,704	110	3	0	3	20,327	108	3	0	3

Projected Lumen Maintenance

Data shown for 5000 CCT			Compare to MH			
TM-21-11	Input Watts	Initial	25,000 Hrs	50,000 Hrs	100,000 Hrs	Calculated LED Life
L70 Lumen Maintenance @ 25°C / 77°F	All wattages up to and including 188w	1.00	0.99	0.98	0.95	646,000
L70 Lumen Maintenance @ 50°C / 122°F		1.00	0.98	0.97	0.93	455,000
L80 Lumen Maintenance @ 40°C / 104°F		1.00	0.98	0.97	0.94	320,000

NOTES:

1. Projected per IESNA TM-21-11. Data references the extrapolated performance projections for the 525mA base model in a 25°C ambient, based on 10,000 hours of LED testing per IESNA LM-80-08.
2. Compare to MH box indicates suggested Light Loss Factor (LLF) to be used when comparing to Metal Halide (MH) systems.