



# NHL-PARF/PARS

## 4" Aluminum Fluted and Smooth Round Poles

### Pole Series

The Fluted and Smooth Round Aluminum poles are built from extruded fluted or smooth aluminum tubing and are offered as direct burial or with a high-strength die cast aluminum base and are available side drilled for arm mounted area lighting luminaires or with tenon mounts for flood and post top luminaires. Typical area lighting applications include retail centers, industrial parks, schools and universities, parks and pedestrian pathways and gathering spaces. Mounting heights to 10-16 feet for PARF fluted and 10-20 feet for PARS smooth can be used based on selected luminaire application.

#### Specifications and Features:

##### Pole Specifications:

The Pole Shaft is of Uniform Wall Thickness and is One-Piece Extruded 6063 Aluminum Alloy With T6 Temper, Available in 4" Diameter. Anchor Base is Die Cast From 356 Alloy Aluminum and is Heat Treated to a T6 Temper After Welding. Wall Thickness: 5mm (.196").

##### Finish:

Textured Architectural Black Powdercoat Finish, Baked to Ensure Maximum Paint Adhesion, Hardness and Durability.

##### Anchor Bolts:

Anchor Bolts are Included, Sized Based on Pole Data Charts for the Selected Pole Size.

##### Hand Hole:

Die Cast Aluminum Reinforced Hand Hole and Cover with Ground Screw.

##### Base Cover:

Poles are Provided with a Two-Piece Formed Aluminum Base Cover that is Easily Assembled and Fitted Over Pole Base.

##### Pole Length:

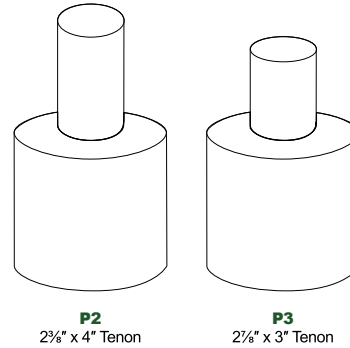
Poles are Available in Standard Lengths as Shown in the Order Matrix. Poles can be Custom Cut to Order. Consult Factory.

##### Mounting Options:

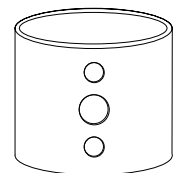
Available Side Drilled for 1 side, 2@180 Degrees, 3@90 Degrees or 4@90 Degrees, Includes UV-Stabilized Polycarbonate Top Cover (4" Only).

Poles May Also Be Ordered With 2 $\frac{3}{8}$ " OD or 2 $\frac{1}{8}$ " OD Tenons for Use With Post Top Decorative Luminaires, Flood/Area Slip Fitter Fixtures, or Any of a Wide Variety of Pole Top Mounting Accessories. Stainless Steel Hardware.


#### Tenon Sizes:




#### Drill Template:




**Side Drills:**  
1 Side, 2 at 180°,  
3 at 90°, 4 at 90°



4" Round Fluted



4" Round Smooth



NHL-PARF416AB: 16 Feet  
NHI-PARF422DB: 22 Feet

NHL-PARS420AB: 20 Feet

#### Project Information:

Project Name: \_\_\_\_\_ Fixture Type: \_\_\_\_\_  
 Complete Catalog #: \_\_\_\_\_ Date: \_\_\_\_\_  
 Comments: \_\_\_\_\_

#### Notes:

- Side Drilled poles include UV-stabilized polycarbonate pole cap.
- All poles include anchor bolts standard, consult dimension table for size based on pole dimensions.
- All poles include square 2-piece black base cover.

Specifications subject to change without notice. Rev. 101521



# NHL-PARF/PARS

## 4" Aluminum Fluted and Smooth Round Poles

Order Information Example: NHL-PARF420ABBP3					
Model	Shaft/Height/Style	Color	Pole Top Mounting	Drill Template	Options
<b>NHL-PARF</b> =Fluted Aluminum Extruded Pole <b>NHL-PARS</b> =Smooth Aluminum Extruded Pole	<b>416AB</b> =16' Anchor Base Pole* <b>422DB</b> =22' Direct Burial Pole* *Fluted PARF Only  <b>420AB</b> =20' Anchor Base Pole** **Smooth PARS Only	<b>B</b> =Black	<b>D1</b> =Drilled 1 Side <b>D2</b> =Drilled 2 Sides at 180 <b>D3</b> =Drilled 3 Sides at 90 <b>D4</b> =Drilled 4 Sides <b>P2</b> =2 1/2" x 4"H Tenon <b>P3</b> =2 1/2" x 3"H Tenon <b>N</b> =No Pole Top Mounting	<b>(Leave Blank)</b> =Poles with P2 or P3 Tenon <b>S</b> =Standard Arm/Accessories <b>D</b> =Small Kitty Hawk Arm (KH25A) <b>E</b> =Large Kitty Hawk Arm (KH45A) <b>C</b> =Custom (Specify) <b>N</b> =No Template	<b>(Leave Blank)</b> =No Options <b>LAB</b> =Less Anchor Bolts (2) <b>LBC</b> =Less Base Cover (3)

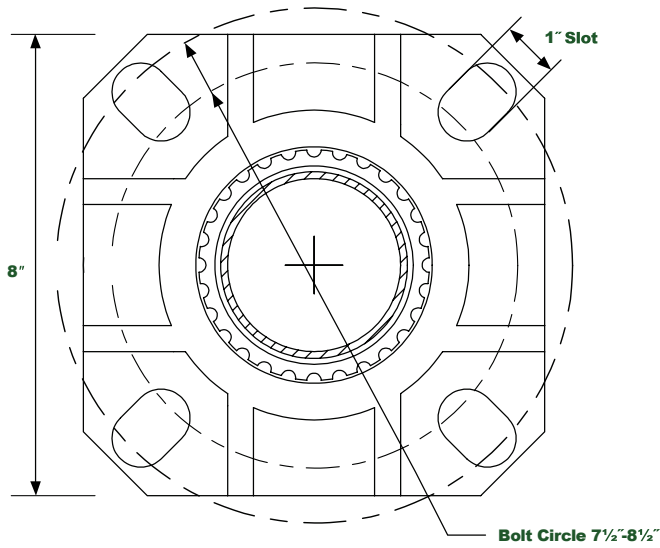
### Wind Loading and Dimensional Data:

Pole Description		80 MPH	90 MPH	100 MPH	110 MPH	120 MPH	130 MPH	140 MPH	150 MPH	160 MPH	170 MPH	180 MPH	200 MPH
Shaft Size & Wall Thickness	Mounting Height	Max EPA (SQ FT)	Max EPA (SQ FT)	Max EPA (SQ FT)	Max EPA (SQ FT)	Max EPA (SQ FT)	Max EPA (SQ FT)	Max EPA (SQ FT)	Max EPA (SQ FT)	Max EPA (SQ FT)	Max EPA (SQ FT)	Max EPA (SQ FT)	Max EPA (SQ FT)
<b>PARF, PARS</b>	12'	24.20	19.20	14.80	11.80	10.95	9.06	7.58	6.37	5.38	4.57	3.88	0.65
	14'	19.40	15.40	11.60	9.20	8.61	7.02	5.78	4.76	3.93	3.25	2.67	-
	16'	15.00	12.00	8.90	6.93	6.64	5.31	4.27	3.41	2.70	2.14	1.64	-
<b>PARS</b>	20'	8.00	6.00	4.50	3.45	3.31	2.71	2.12	1.70	1.20	0.55	-	-

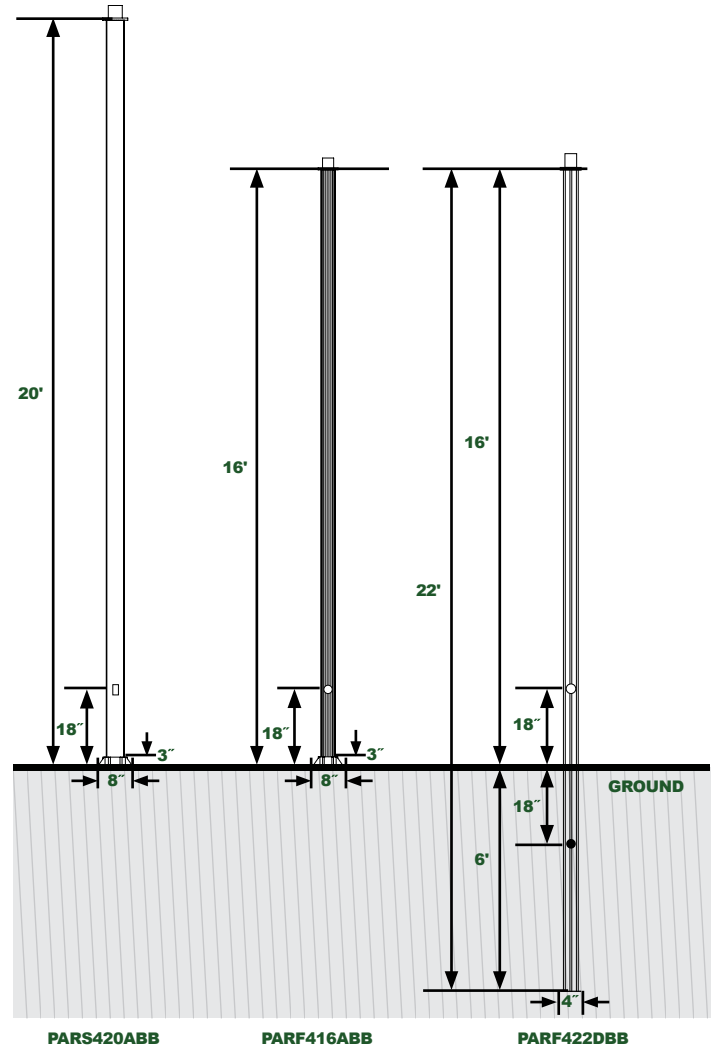
- NOTES:**
- Maximum EPA (Effective Projected Area) based on "C" Exposure.
  - EPAs are approximate, specific to location and local codes. Consult engineer for specific application.
  - Allowable EPA Weight Load (LBS): To determine maximum pole loading weight, multiply allowable EPA by 30 LBS.  
Example: PARF 16' pole in 120 mph zone = 199.2 LBS (6.64 x 30)
  - Variations from sizes above are available upon inquiry at the factory.
  - Satisfactory performance of poles is dependent upon the pole being properly attached to a supporting foundation of adequate design.

**Pole Data:**

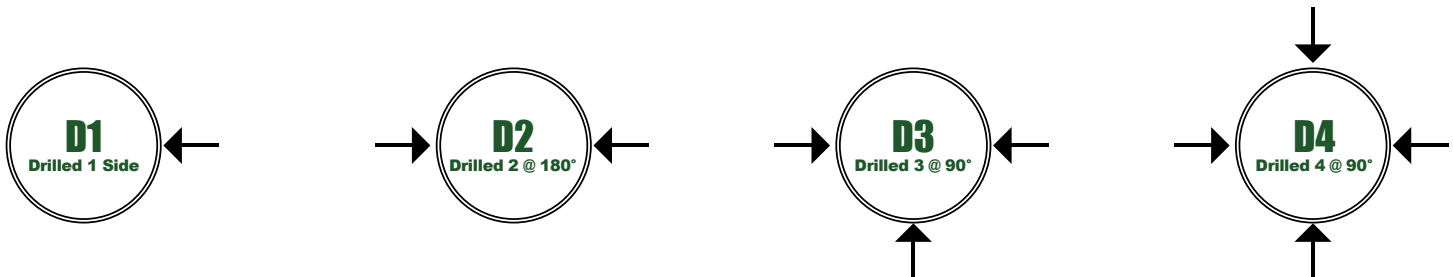
### Anchor Base Pole



Shaft Base Size	Bolt Circle A	Base Size B	Base Thickness C	Anchor Bolt Size
PARF4 & PARS4	7 1/2"-8 1/2" (191-215mm)	8" (203mm)	3/4" (19mm)	5/8" x 18"



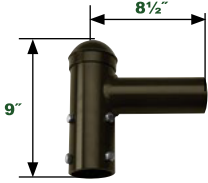
**Pole Top Mounting:**



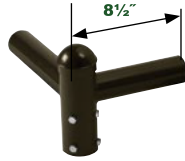
### 4" Round Aluminum Pole Mounting Options (Order separately, field installed.)

**Spoke Brackets:** Bronze Finish, Spoke Bracket have 7" Arms. Fit 2 1/2" (P2) Tenons.

All PTSB Spoke Brackets are 9" high from the bottom edge to the top center of the cap



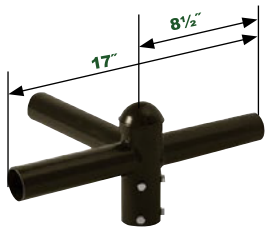
Single Spoke Bracket  
NHL-PTSB1SZ




Twin Spoke Bracket, 90° Arms  
NHL-PTSB290SZ



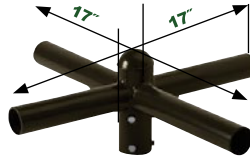
Twin Spoke Bracket, 180° Arms  
NHL-PTSB2180SZ



Triple Spoke Bracket, 90° Arm  
NHL-PTSB390SZ\*




Triple Spoke Bracket, 120° Arms  
NHL-PTSB3120SZ\*



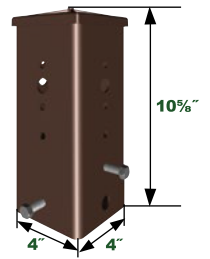
Quad Spoke Bracket, 90° Arms  
NHL-PTSB490SZ\*

\*Non-stock item. Consult factory for lead time.

**Tenon Adaptors:** Fit 2 1/2" (P2) Tenons.

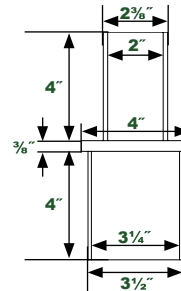


Retrofit Tenon Adaptor for  
2 1/2" Tenons  
NHL-PSRTNB

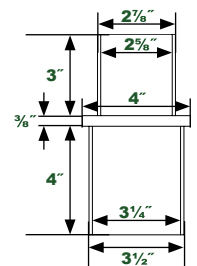


Pole Tenon Adaptor  
NHL-PTASUNVZ

**4" Vertical Tenon Pole Top Fitters:** Black Finish




2 1/2" Single Round  
Vertical Tenon (P2)  
NHL-PSRA42B



2 1/2" Single Round  
Vertical Tenon (P3)  
NHL-PSRA43B

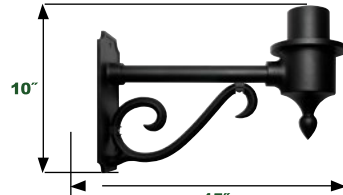
### 4" Decorative Aluminum Pole Mounting Options (Order separately, field installed.)

**Dual Mounting Arm:** Black Finish, Accepts 3" Diameter Fitters, Fits 3" Tenon




Dual Head Decorative Pole Arm  
NHL-PADAB

**Wall Mounting Bracket:** Black Finish, Accepts 3" Diameter Fitters

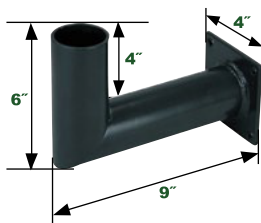


Single Decorative Wall Mount Bracket  
NHL-PWASAB

**Wall Mounting Bracket:**




Wall Mount Bracket  
NHL-PRSWMBZ



Wall Mount 90° Bracket  
NHL-PRSWMB90Z  
Wt lbs 4.5, EPA 0.3

**Bases:**



NHL-PRA4CVB



NHL-PB24A4B

**Replacement Parts  
(Order Separately, Field Installed)**

NHL-PRA4CVB Square Cover for 4" Pole, Black Finish

NHL-PB24A4B Two-Piece Base for 4" Pole, Black Finish



# NHL-PARF/PARS

## 4" Aluminum Fluted and Smooth Round Poles

### PB Series

#### Cast Aluminum Decorative Clamshell Bases

Decorative Clamshell Bases are designed to create a clean decorative look and cover pole base anchoring hardware. Two styles are available in matching finish to coordinate with pole selection.

#### Specifications and Features:

##### Clamshell Bases:


Die cast aluminum, Stainless Steel Hardware. PBR1 and PBS1 include sets of inserts that allow use on 4" round poles.

##### Finish:

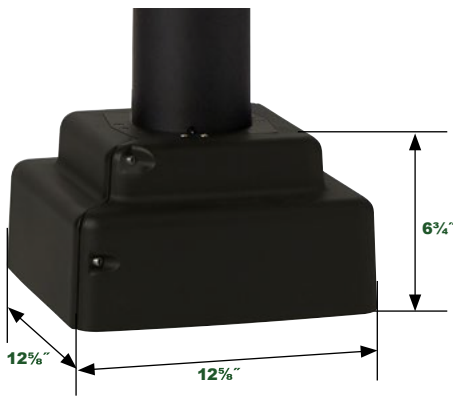
Textured architectural powdercoat finish, baked to ensure maximum paint adhesion, hardness and durability.

##### Pole Fit:


Bases are designed to fit poles based on dimensions shown.



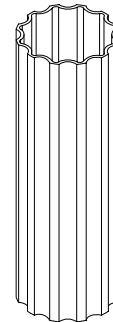
**NHL-PBR1**



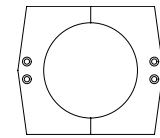
**NHL-PBS1**



**Smooth Pole  
4" Dia  
NHL-PARS**



**Fluted Pole  
4" Dia  
NHL-PARF**



**4" Round Inserts.**

Can be used with PSRA, PARS, PARF, and PSSS Poles.

<b>Order Information Example:</b>	<b>PBR1B</b>
<b>Model</b>	<b>Color</b>
NHL-PBR1=Round Base NHL-PBS1=Square Base	B=Black P=Platinum (PBR1 Only) Z=Bronze C=Custom (Consult Factory)

**Project Information:**

Project Name: \_\_\_\_\_ Fixture Type: \_\_\_\_\_

Complete Catalog #: \_\_\_\_\_ Date: \_\_\_\_\_

Comments: \_\_\_\_\_

**Notes:**

\_\_\_\_\_


\_\_\_\_\_

\_\_\_\_\_

Specifications subject to change without notice. Rev. 101521

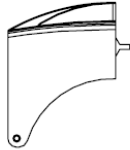
## Pole Drill Templates

**For Use with  
FLEM Arms**



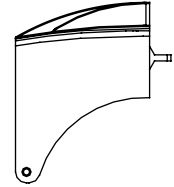
**Standard**

**For Use with  
KH25 Arms**



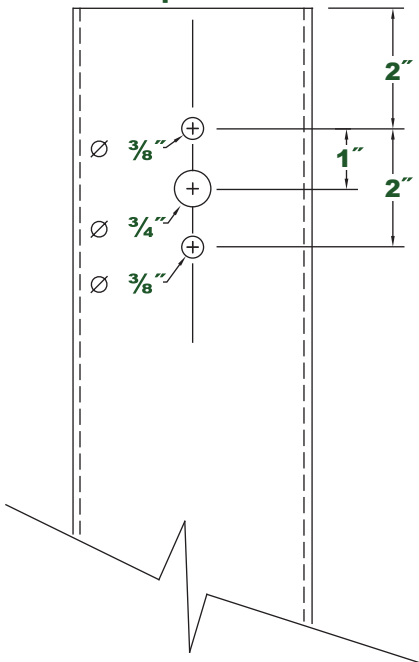
**KH25**

**For Use with  
KH45 Arms**



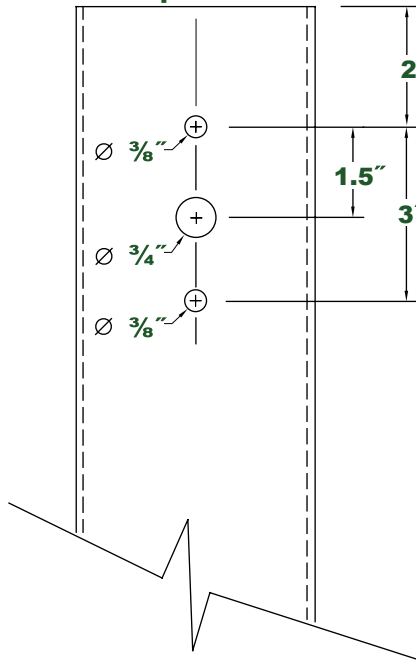
**KH45**

**Top of Pole**



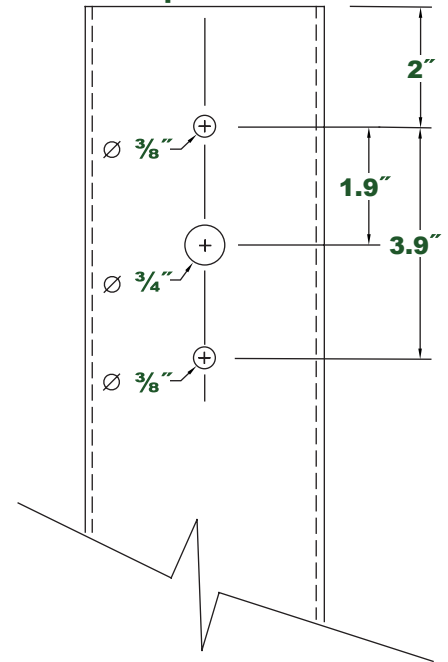
**Pole Drill Pattern "S"**  
For Fixture Series:  
AL35, AL50  
AL70

**Top of Pole**



**Pole Drill Pattern "D"**  
For Fixture Series:  
KH15, KH25  
AD25, AFR20, AFS20,  
AFR30, AFS30

**Top of Pole**



**Pole Drill Pattern "E"**  
For Fixture Series:  
KH45

**For PARF/PARS Poles**

**Not to Scale.**

Specifications subject to change without notice. Rev. 101521