

NHL-LHBF2-80W-XXK-UNV-DLR/OL LED HIGH BAY FIXTURE

DESCRIPTION

Complete Compact LED High Bay Fixture

APPLICATION

Used for commercial and industrial high bay lighting applications



PRODUCT FEATURES

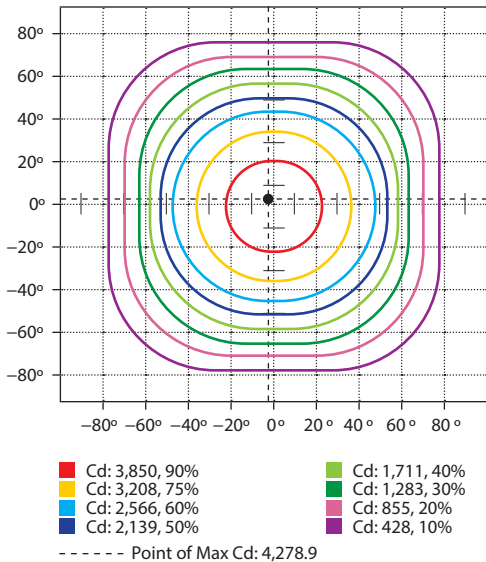
- Architectural grade compact design
- Designed to accept easy screw-in installation of optional sensors via 1/2" threaded receptacle in driver cover
- Compatible with emergency LED drivers (see accessories section for details)
- Powered by 0–10V dimming LED drivers with 12V Aux
- Frosted lens eliminates glare
- V-hook and chain mounting accessories included
- UL Listed 1598: Suitable for dry and damp locations
- Ambient operating temperature: –20°C/–4°F to 50°C/122°F
- THD: < 20%
- PF: > 0.90
- LED chip lifetime: L70 >100,000 hrs @ 25°C/77°F ambient fixture temp.

PERFORMANCE SPECIFICATIONS

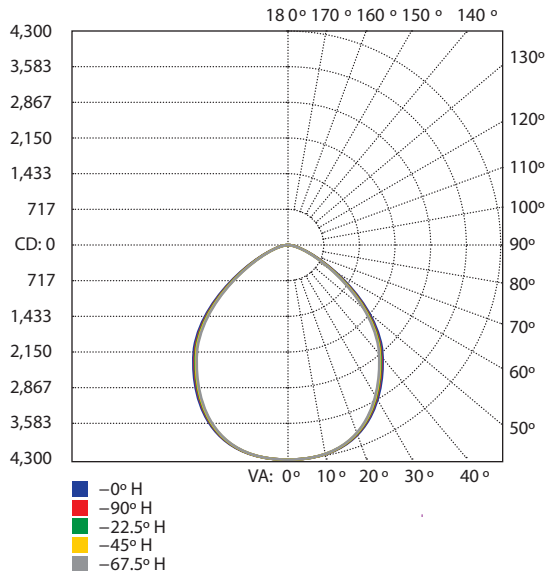
CATALOG NUMBER	NOMINAL LENGTH	INPUT VOLTAGE	CCT	WATTAGE	LUMEN OUTPUT	EFFICACY	CRI	POWER FACTOR	LIFETIME
NHL-LHBF2-80W-40K-UNV-DLR/OL	1.5 ft.	120 –277V	4000K	80W	11,700	150 lm/W	> 80.0	>0.90	50,000 hrs
NHL-LHBF2-80W-50K-UNV-DLR/OL	1.5 ft.	120 –277V	5000K	80W	11,778	151 lm/W	> 80.0	>0.90	50,000 hrs

PHOTOMETRIC SPECIFICATIONS

ISOCANDELA PLOT



POLAR CANDELA DISTRIBUTION



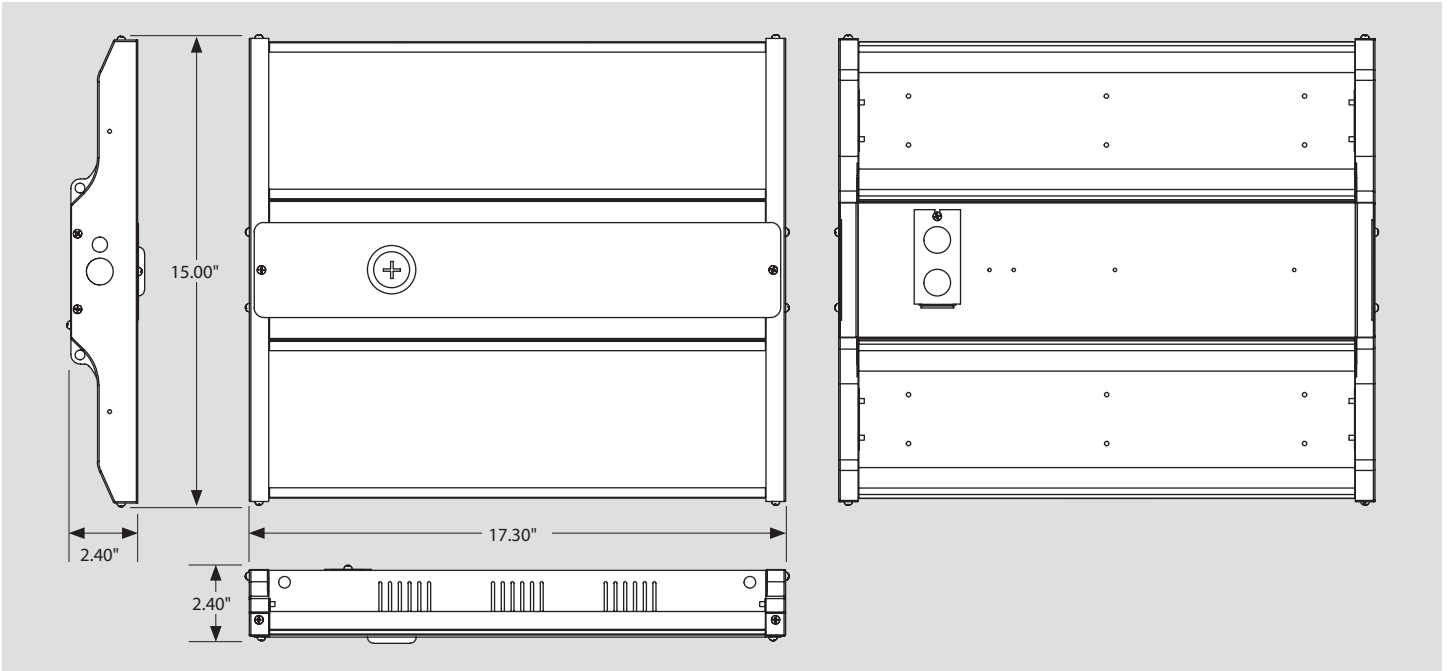
ZONAL LUMEN SUMMARY

Zone	Lumens	% Luminaire
0–30	3,290.9	29.80%
0–40	5,353.7	48.50%
0–60	9,111.7	82.60%
60–90	1,881.1	17.10%
70–100	725.0	6.60%
90–120	10.3	0.10%
0–90	10,992.8	99.70%
90–180	36.6	0.30%
0–180	11,029.4	100%

NHL-LHBF2-80W-XXK-UNV-DLR/OL

LED HIGH BAY FIXTURE

PHYSICAL SPECIFICATIONS





NHL-LHBF2-80W-XXK-UNV-DLR/OL LED HIGH BAY FIXTURE

ACCESSORIES

SENSORS

Factory-Installable OR Field-Installable (field-installable purchased separately)

✓	SUFFIX*	CATALOG NUMBER	DESCRIPTION
	/HBFC1	NHL-HBFC1	Smart Loop Bluetooth mesh PIR occupancy sensor with built-in fixture controller 
	/FC3	NHL-FC3	Smart Loop Bluetooth mesh screw-in PIR occupancy sensor with built-in fixture controller. No wiring required. 
	/SEND	NHL-SEND	PIR sensor for high bay fixtures; Preset for 5 min hold time, 10 min standby time at 10% dim, daylight disabled
	/SENA	NHL-SENA	Smart Port PIR sensor for high bay fixtures; Preset for 1 min hold time, 3 min standby time at 30% dim, daylight disabled
	/SENB	NHL-SENB	Smart Port PIR sensor for high bay fixtures; Preset for 5 min hold time, 10 min standby time at 10% dim, daylight disabled
	/MW3-A	NHL-MW3-A	Smart Port Microwave sensor for high bay fixtures; Preset for 1 min hold time, 3 min standby time at 30% dim, daylight disabled
	/MW3-B	NHL-MW3-B	Smart Port Microwave sensor for high bay fixtures; Preset for 5 min hold time, 10 min standby time at 10% dim, daylight disabled



* For factory installation of accessory, add suffix to fixture part number (see ordering examples and instructions on last page of spec sheet).

Field-Installable / Field-Use ONLY (purchased separately)

CATALOG NUMBER	DESCRIPTION
NHL-SEN-RC	Remote control for MW3, SENA and SENB. Used to set and adjust all sensor settings.



(Accessories continued on next page)

NHL-LHBF2-80W-XXK-UNV-DLR/OL

LED HIGH BAY FIXTURE

FIXTURE ORDERING INFORMATION

ORDER CODE	PACK QTY.		
KNHL-LHBF2-80W-40K-UNV-DLR/OL	1		
NHL-LHBF2-80W-50K-UNV-DLR/OL	1		








FIXTURE CATALOG NUMBER BREAKDOWN

NHL-LHBF2-80W-XXK-UNV-DLR/OL

1	2	3	4	5	6
---	---	---	---	---	---

- 1 New Horizon Lighting
- 2 LED High Bay Fixture
- 3 Wattage
- 4 Color Temperature
- 5 Voltage
- 6 Frosted Lens

ACCESSORIES (continued)

 480 = Step Down	 CS = Cord Set	 EM = Emergency Back up	 WG = Wire Guard	 PM = Pendant Mount Kit	 SM = Surface Mount	 ACH = Cable Mount
--	--	---	--	---	---	--

Note: Step-down transformers cannot be ordered in conjunction with standard SJTOW cord set options (contact factory for available custom options if needed).

Cord Sets:
Factory-Installable OR Field-Installable (field-installable purchased separately)

Emergency Backups:
Factory-Installable OR Field-Installable (field-installable purchased separately)

Mounts and Brackets:
Factory-Installable OR Field-Installable (field-installable purchased separately)

* When ordering more than one factory-installed accessory, use multiple suffixes as shown in the ordering examples above.
Note: All accessories can also be ordered separately for field installation using just their regular Catalog Number, UPC, or Easy Code.

FIXTURE		
CATALOG NUMBER		
NHL-LHBF2-185W-XXK-UNV-DLR/OL-		
STEP-DOWN TRANSFORMERS		
✓	SUFFIX	CATALOG NUMBER
✓	480	NHL-480
CORD SETS		
✓	SUFFIX	CATALOG NUMBER
✓	CS	NHL-CS
EMERGENCY BACKUP		
✓	SUFFIX	CATALOG NUMBER
✓	EM	NHL-EM
MOUNTS AND BRACKETS		
✓	SUFFIX	CATALOG NUMBER
✓	WG	NHL-WG (Wire Guard)
✓	PM	NHL-PM (Pendant Mount)
✓	SM	NHL-SM (Surface Mount)
✓	ACH	NHL-ACH (Cable Mount)