

# NHL-LHBF2-185W-XXK-UNV-DLR/OL LED HIGH BAY FIXTURE

**DESCRIPTION**

Complete Compact LED High Bay Fixture

**APPLICATION**

Used for commercial and industrial high bay lighting applications



**PRODUCT FEATURES**

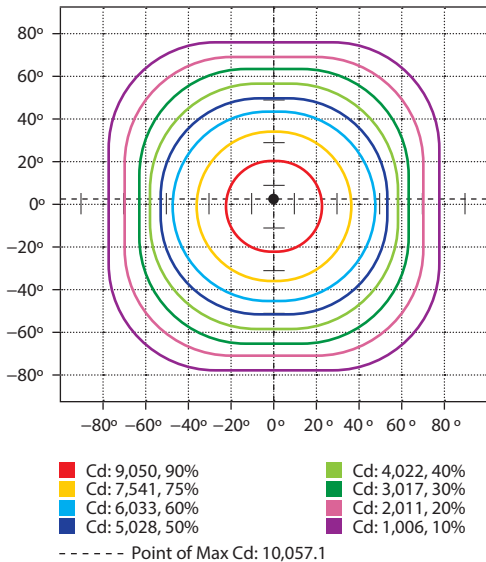
- Architectural grade compact design
- Designed to accept easy screw-in installation of optional sensors via 1/2" threaded receptacle in driver cover
- Compatible with New Horizon's emergency LED drivers (see accessories section for details)
- Powered by Keystone 0–10V dimming LED drivers with 12V Aux
- Frosted lens eliminates glare
- V-hook and chain mounting accessories included
- UL Listed 1598: Suitable for dry and damp locations
- Ambient operating temperature: –20°C/–4°F to 50°C/122°F
- THD: < 20%
- PF: > 0.90
- LED chip lifetime: L70 >100,000 hrs @ 25°C/77°F ambient fixture temp.

**PERFORMANCE SPECIFICATIONS**

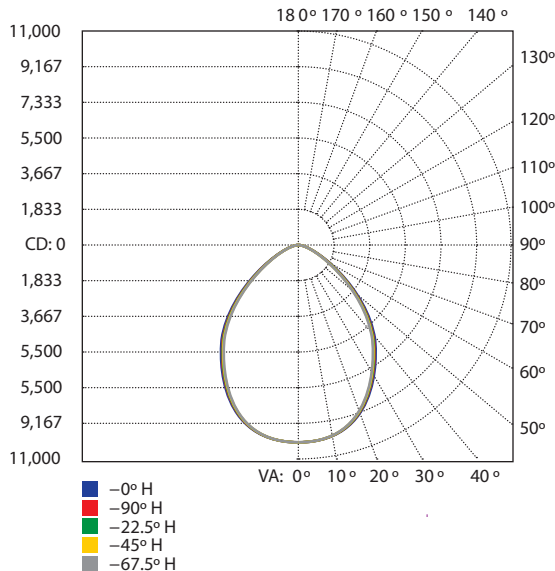
CATALOG NUMBER	NOMINAL LENGTH	INPUT VOLTAGE	CCT	WATTAGE	LUMEN OUTPUT	EFFICACY	CRI	POWER FACTOR	LIFETIME
NHL-LHBF2-185W-40K-UNV-DLR/OL	2 ft.	120 –277V	4000K	185W	27,750	150 lm/W	> 80.0	>0.90	50,000 hrs
NHL-LHBF2-185W-50K-UNV-DLR/OL	2 ft.	120 –277V	5000K	185W	27,935	151 lm/W	> 80.0	>0.90	50,000 hrs

**PHOTOMETRIC SPECIFICATIONS**

**ISOCANDELA PLOT**



**POLAR CANDELA DISTRIBUTION**



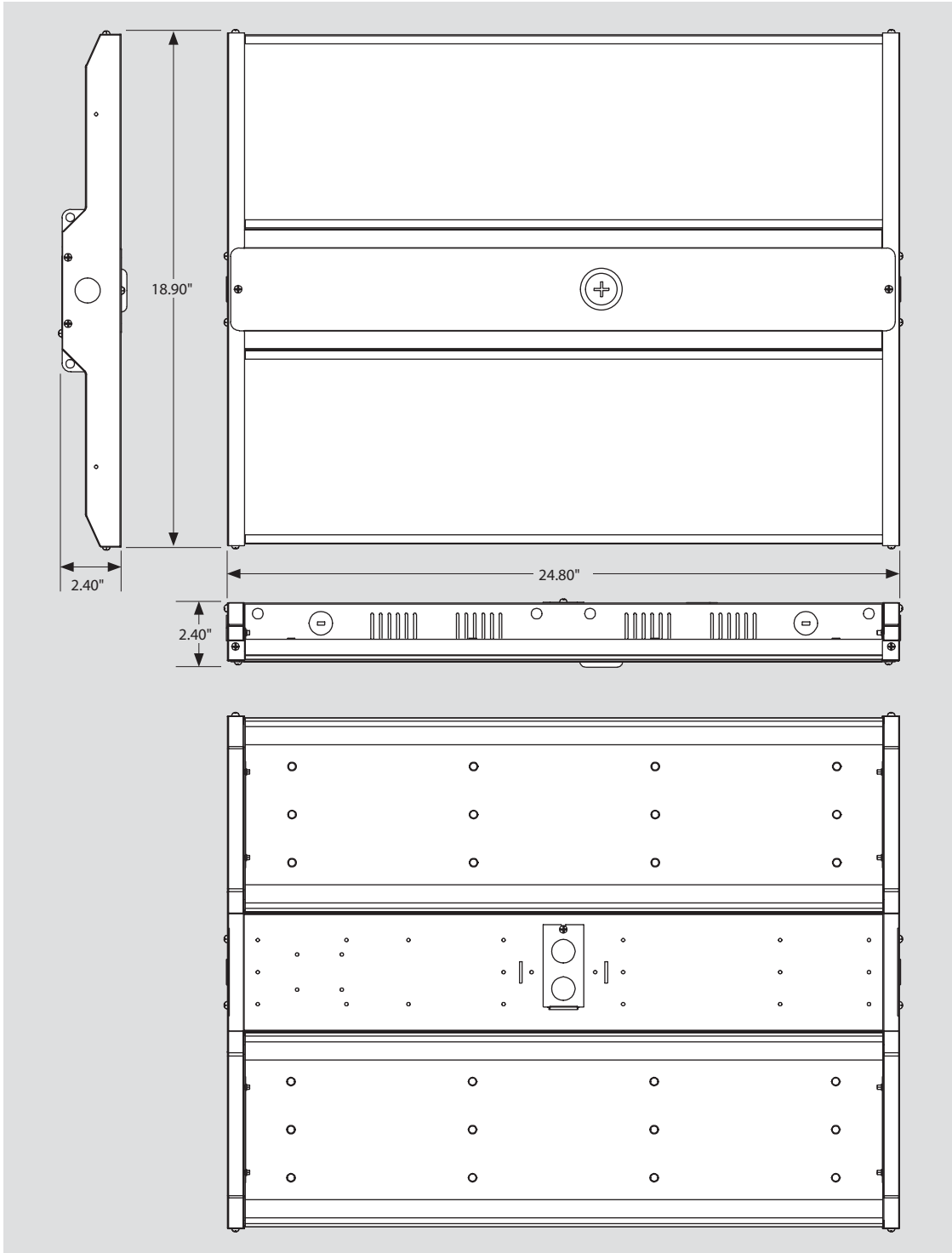
**ZONAL LUMEN SUMMARY**

Zone	Lumens	% Luminaire
0–30	7,726.2	29.90%
0–40	12,549.1	48.60%
0–60	21,340.8	82.60%
60–90	4,432.5	17.10%
70–100	1,707.8	6.60%
90–120	20.8	0.10%
0–90	25,773.3	99.70%
90–180	72.7	0.30%
0–180	25,845.9	100%

# NHL-LHBF2-185W-XXK-UNV-DLR/OL

## LED HIGH BAY FIXTURE

### PHYSICAL SPECIFICATIONS





# NHL-LHBF2-185W-XXK-UNV-DLR/OL LED HIGH BAY FIXTURE

**ACCESSORIES**

**SENSORS**

Factory-Installable OR Field-Installable (field-installable purchased separately)

✓	SUFFIX*	CATALOG NUMBER	DESCRIPTION		
	/HBFC1	NHL-HBFC1	Smart Loop Bluetooth mesh PIR occupancy sensor with built-in fixture controller		
	/FC3	NHL-FC3	Smart Loop Bluetooth mesh screw-in PIR occupancy sensor with built-in fixture controller. No wiring required.		
	/SEND	NHL-SEND	PIR sensor for high bay fixtures; Preset for 5 min hold time, 10 min standby time at 10% dim, daylight disabled		
	/SENA	NHL-SENA	Smart Port PIR sensor for high bay fixtures; Preset for 1 min hold time, 3 min standby time at 30% dim, daylight disabled		
	/SENB	NHL-SENB	Smart Port PIR sensor for high bay fixtures; Preset for 5 min hold time, 10 min standby time at 10% dim, daylight disabled		
	/MW3-A	NHL-MW3-A	Smart Port Microwave sensor for high bay fixtures; Preset for 1 min hold time, 3 min standby time at 30% dim, daylight disabled		
	/MW3-B	NHL-MW3-B	Smart Port Microwave sensor for high bay fixtures; Preset for 5 min hold time, 10 min standby time at 10% dim, daylight disabled		



\* For factory installation of accessory, add suffix to fixture part number (see ordering examples and instructions on last page of spec sheet).

**Field-Installable / Field-Use ONLY (purchased separately)**

CATALOG NUMBER	DESCRIPTION		
NHL-SEN-RC	Remote control for MW3, SENA and SENB. Used to set and adjust all sensor settings		



(Accessories continued on next page)

# NHL-LHBF2-185W-XXK-UNV-DLR/OL

## LED HIGH BAY FIXTURE

### FIXTURE ORDERING INFORMATION

ORDER CODE	PACK QTY.		
NHL-LHBF2-185W-40K-UNV-DLR/OL	1		
NHL-LHBF2-185W-50K-UNV-DLR/OL	1		

### FIXTURE CATALOG NUMBER BREAKDOWN

# NHL-LHBF2-185W-XXK-UNV-DLR/OL

1	2	3	4	5	6
---	---	---	---	---	---


- 1 New Horizon Lighting
- 2 LED High Bay Fixture
- 3 Wattage
- 4 Color Temperature
- 5 Voltage
- 6 Frosted Lens

### ACCESSORIES (continued)




480 = Step Down

Note: Step-down transformers cannot be ordered in conjunction with standard SJTOW cord set options (contact factory for available custom options if needed).



CS = Cord Set

Cord Sets:  
Factory-Installable OR Field-Installable (field-installable purchased separately)



EM = Emergency Back up

Emergency Backups:  
Factory-Installable OR Field-Installable (field-installable purchased separately)



WG = Wire Guard

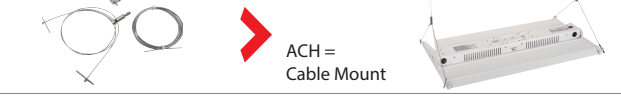
Mounts and Brackets:  
Factory-Installable OR Field-Installable (field-installable purchased separately)



PM = Pendant Mount Kit



SM = Surface Mount



ACH = Cable Mount

\* When ordering more than one factory-installed accessory, use multiple suffixes as shown in the ordering examples above.  
Note: All accessories can also be ordered separately for field installation using just their regular Catalog Number, UPC, or Easy Code.

FIXTURE	
CATALOG NUMBER	
NHL-LHBF2-185W-XXK-UNV-DLR/OL-	

#### STEP-DOWN TRANSFORMERS

✓	SUFFIX	CATALOG NUMBER
✓	480	NHL-480

#### CORD SETS

✓	SUFFIX	CATALOG NUMBER
✓	CS	NHL-CS

#### EMERGENCY BACKUP

✓	SUFFIX	CATALOG NUMBER
✓	EM	NHL-EM

#### MOUNTS AND BRACKETS

✓	SUFFIX	CATALOG NUMBER
✓	WG	NHL-WG (Wire Guard)
✓	PM	NHL-PM (Pendant Mount)
✓	SM	NHL-SM (Surface Mount)
✓	ACH	NHL-ACH (Cable Mount)