


SUBLIME



MUSEUM



Albert Bierstadt (1870) "Rocky Mountain Landscape"

SUMMARY

03

WHAT IS SUBLIME

15

THE COLLECTION

49

TECHNICAL INFORMATION

WHAT IS SUBLIME

SUBLIME

SUBLIME is inspired by the innate spirituality of nature, from the own aesthetic of outdoors to the intimate observations and reflections of a traveller.

SUBLIME presents a wide range of designs that can be combined with each other, and together or individually will bring extraordinary beauty to the spaces.

SUBLIME se inspira en la espiritualidad innata de la naturaleza, desde la estética propia del entorno al aire libre, hasta las observaciones y reflexiones íntimas de un viajero.

SUBLIME presenta una amplia gama de diseños combinables entre si, que en conjunto o individualmente aportan una extraordinaria belleza a los espacios.


« *the iceberg* »

1/4




Inspired by *Terre di Bolgheri* marble, from Italy, it is a very difficult material to find since there are not many quarries to extract it from. Its white version, even more valuable than the classic brown version, with veins and faint passages of color make it a very versatile and commercial marble. The gray veins, with some touches of black and even beige, have been worked together with the tones of Vulcano, Cliff and Thunder for a perfect combination.

Inspirado en el mármol *Terre di Bolgheri*, proveniente de Italia, es un material muy difícil de encontrar ya que no hay muchas canteras de donde extraerlo. Su versión blanca, más valiosa que la versión clásica en tono marrón, con vetas y pasajes tenues de color lo convierten en un mármol muy versátil y comercial. Las vetas principalmente grises, con algunos toques de negro e incluso beige, se han trabajado juntamente con los tonos de Vulcano, Cliff y Thunder para que su combinación sea perfecta.



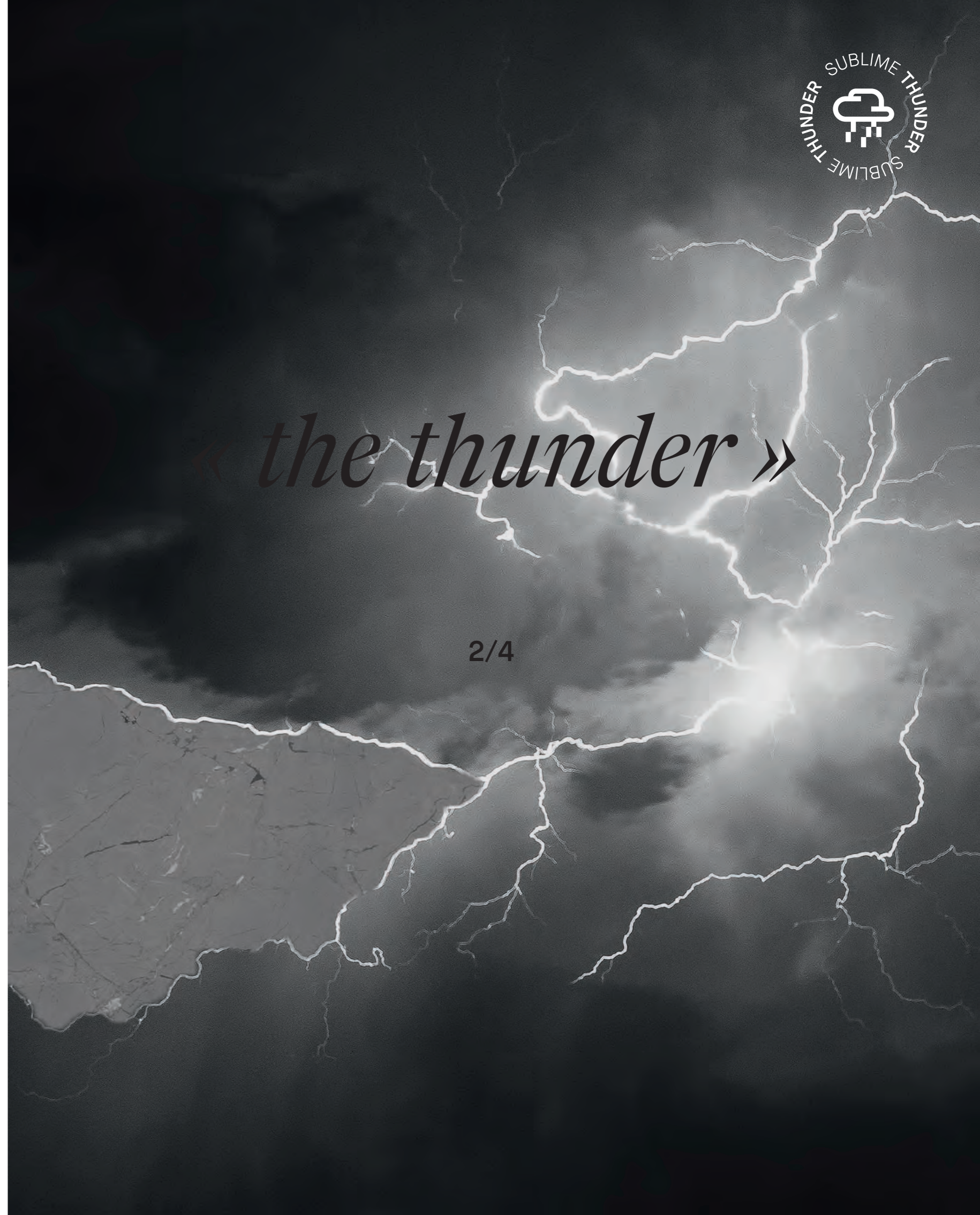
Thunder is inspired by *Negresco granite*, which comes from the quarries of Brazil. It is a sober and elegant material, capable of combining both classic and modern styles. It is a stone of great versatility. The tonality of its background ranges from a charcoal gray to a warmer gray. Its black and white veins with crystal inlays run along its surface forming a beautiful lattice, and also looking to combine with Iceberg, Cliff and Vulcano.

Thunder se inspira en el *granito Negresco*, que proviene de las canteras de Brasil. Se trata de un material sobrio y elegante, capaz de combinar tanto en estilos clásicos como modernos. Es una piedra de gran versatilidad. La tonalidad de su fondo oscila entre un gris carbón hasta llegar a un gris más cálido. Sus vetas negras y blancas con incrustaciones de cristal discurren por su superficie formando un bello entramado, y buscando también combinar con Iceberg, Cliff y Vulcano.




« *the thunder* »

2/4




« *the vulcano* »

3/4



Vulcano reminds us of *Calacatta Black*, a fancy name for a type of marble from North Africa. Characterized by a black background with warm shades and strong white veins, this marble has great charm and lends itself well to wall or floor applications. The production of natural *Calacatta Black* is very limited. Its white and brown veining helps us to combine it, both for a classic black and white with *Iceberg*, as well as with *Thunder* or *Cliff*.

Vulcano nos recuerda a *Calacatta Black*, un nombre de fantasía para un tipo de mármol procedente del norte de África. Caracterizado por un fondo negro con sombras cálidas y fuertes vetas blancas, este mármol tiene un gran encanto y se presta bien en aplicaciones de revestimiento o pavimento. La producción de *Calacatta Black* natural es muy limitada. Su veteado blanco y marrón nos ayuda a la combinabilidad, tanto para un clásico blanco y negro con *Iceberg*, como con *Thunder* o *Cliff*.



« *the cliff* »

4/4



Cliff is inspired by *Oreo Marble*, also known as *Panda White Marble*, of oriental origin. Its background is formed by a conglomerate of stones of different sizes and colors. The most predominant tone is gray but the range is varied, and we can find white, black or gold. It is reminiscent of a *Ceppo Di Gre*, but with a marble finish and more voluminous shapes. It can be a good option to use it decoratively and make it the center of attention in a room. It is a material with a lot of personality, and thanks to its neutral tone it easily combines with any colour in the collection.

Cliff está inspirado en el *Mármol Oreo*, también conocido como *Panda White Marble*, de origen oriental. Su fondo está formado por un conglomerado de piedras de diferentes tamaños y colores. El tono más predominante es el gris pero la gama es variada, y podemos encontrar blanco, negro o dorado. Recuerda a un *Ceppo Di Gre*, pero con acabado marmóreo y formas más voluminosas. Puede ser una buena opción utilizarlo a modo decorativo y convertirlo en el centro de atención de una estancia. Se trata de un material con mucha personalidad, y gracias a su tonalidad neutra combina fácilmente con cualquier color de la colección.

THE COLLECTION


C O L O U R S

colours



F I N I S H E S

finishes



shaped

Smooth texture, the graphic is perfectly coordinated with the relief.

Textura suave, la gráfica se coordina perfectamente con el relieve.

iceberg / thunder / cliff

premium polished

Polished crystal mirror finish with a perfect reflection.

Acabado pulido con perfecto reflejo especular.

iceberg / thunder / vulcano / cliff

natural

Smooth and soft touch, a matte texture ideal for residential use.

Tacto suave y liso, textura mate ideal para uso residencial.

iceberg / thunder / vulcano

polished

Polished smooth finish with a deep reflection.

Acabado liso pulido con un profundo reflejo.

iceberg / thunder / vulcano





100 x 275 cm



Finishes / Acabados



Thickness / Espesor

6 mm

100 x 180 cm



Finish / Acabado



Thickness / Espesor

8 mm

100 x 100 cm




Finish / Acabado



Thickness / Espesor

8 mm

75 x 151 cm




Finishes / Acabados



Thickness / Espesor

10 mm

60 x 120 cm



Finishes / Acabados



Thickness / Espesor

10 mm

33,3 x 100 cm



Finish / Acabado

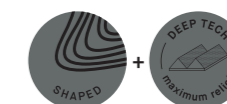


Thickness / Espesor

10,5 mm



Finish / Acabado



Thickness / Espesor

13,5 mm



GRAPHIC VARIETY: 9 patterns VARIEDAD GRÁFICA: 9 modelos

SUBLIME ICEBERG 100X180





100 x 275 cm




Finishes / Acabados



Thickness / Espesor

6 mm

100 x 180 cm



Finish / Acabado



Thickness / Espesor

8 mm

100 x 100 cm



Finish / Acabado



Thickness / Espesor

8 mm

75 x 151 cm




Finishes / Acabados



Thickness / Espesor

10 mm

60 x 120 cm




Finishes // Acabados



Thickness / Espesor

10 mm

33,3 x 100 cm



Finish / Acabado

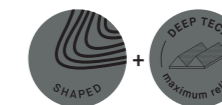


Thickness / Espesor

10,5 mm




Finish / Acabado



Thickness / Espesor

13,5 mm




GRAPHIC VARIETY: 9 patterns VARIEDAD GRÁFICA: 9 modelos

SUBLIME THUNDER 100X180





100 x 275 cm




Finish / Acabado



Thickness / Espesor

6 mm

75 x 151 cm



Finishes / Acabados



Thickness / Espesor

10 mm

60 x 120 cm




Finishes / Acabados



Thickness / Espesor

10 mm






GRAPHIC VARIETY: 15 patterns VARIEDAD GRÁFICA: 15 modelos

SUBLIME VULCANO 75,5X151



100 x 275 cm



Finishes / Acabados



Thickness / Espesor

6 mm

100 x 180 cm



Finish / Acabado



Thickness / Espesor

8 mm

100 x 100 cm




Finish / Acabado



Thickness / Espesor

8 mm






GRAPHIC VARIETY: 9 patterns VARIEDAD GRÁFICA: 9 modelos

SUBLIME CLIFF 100X180



150 x 320 cm

150 x 320 cm



Finish / Acabado

Available *Book Match* design
Diseño *Book Match* disponible



Thickness / Espesor

12 mm

Thickness / Espesor








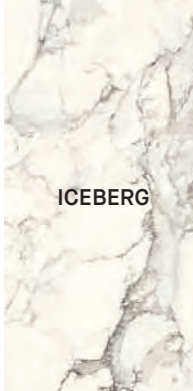
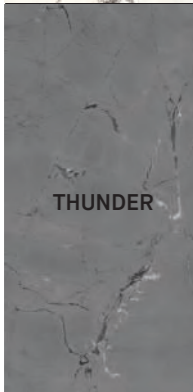

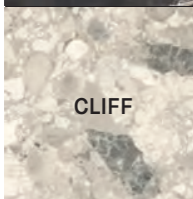
12 mm

ELEVATE Designed by MUSEUM








TECHNICAL INFORMATION

		Porcelain 4D Porcelánico 4D			Porcelain Porcelánico		White Body Pasta Blanca		
									
		100x275 cm 40x109 "	100x180 cm 40x71 "	100x100 cm 40x40 "	75,5x151 cm 30x60 "	60x120 cm 24x48 "	33,3x100 cm 13x40 "	33,3x100 cm 13x40 "	
Thickness Espesor		6 mm	8 mm		10 mm		10,5 mm	13,5 mm	
Patterns Gráficas		5	9	15	15	20	25	25	
	Premium Polished (P)	36267 M87	-	-	-	-	-	-	
	Shaped (SP)	36262 M100	36141 M94	36142 M93	-	-	36263 M96	36261 M97	
	Polished (EP)	-	-	-	36190 M58	36192 M40	-	-	
	Natural (NT)	-	-	-	36161 M103	36193 M101	-	-	
	Premium Polished (P)	36268 M87	-	-	-	-	-	-	
	Shaped (SP)	36264 M95	36257 M94	36250 M93	-	-	36272 M96	36271 M97	
	Polished (EP)	-	-	-	36243 M58	36239 M40	-	-	
	Natural (NT)	-	-	-	36247 M103	36236 M101	-	-	
	Premium Polished (P)	36269 M88	-	-	-	-	-	-	
	Polished (EP)	-	-	-	36244 M74	36240 M73	-	-	
	Natural (NT)	-	-	-	36248 M103	36235 M101	-	-	
	Premium Polished (P)	36270 M87	-	-	-	-	-	-	
	Shaped (SP)	36266 M100	36256 M94	36251 M93	-	-	-	-	

Porcelain 4D Porcelánico 4D

				
		150x320 cm 60x126 "		
		BOOK MATCH		
Thickness Espesor		12 mm	12 mm	
Patterns Gráficas		2	A	B
	Shaped (SP)	36277 M108	36417 M108	36418 M108
Patterns Gráficas		1		
	Shaped (SP)	36279 M108		


Book Match option 1



A

B

Book Match option 2


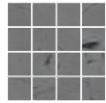



A




B

SPECIAL PIECES PIEZAS ESPECIALES



Porcelain Porcelánico (10 mm)

D. MOSAIC 30x30 cm 11.8x11.8 "			
	ICEBERG	Natural (NT)	36850 U36
	THUNDER	Natural (NT)	36852 U36
	VULCANO	Natural (NT)	36854 U36



Porcelain Porcelánico (10 mm)

D. MOSAIC 30x30 cm 11.8x11.8 "			
	ICEBERG	Polished (EP)	36851 U36
	THUNDER	Polished (EP)	36853 U36
	VULCANO	Polished (EP)	36855 U36

Porcelain Porcelánico (10 mm)

* D. MIX 30x30 cm 11.8x11.8 "			
	ICEBERG THUNDER VULCANO	Natural (NT)	36858 U51
	ICEBERG THUNDER VULCANO	Polished (EP)	36860 U51


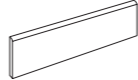
White Body Pasta Blanca (10,5 mm)

** D. TRIANGLE 29x29 cm 11.4x11.4 "			
	ICEBERG	Shaped (SP)	36861 U53
	THUNDER	Shaped (SP)	36862 U53

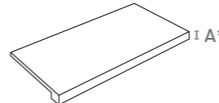

* Random colour position.
* Posición de los colores aleatoria.

** Only suitable for wall installations.
** Adecuado únicamente como revestimiento.

COMPLEMENTARY PIECES PIEZAS COMPLEMENTARIAS

S.K.I.	S.K.D.	SKIRTING			
	8x30 cm 3.1x11.8 "		8x100 cm 3.1x39.4 "	8x75,5 cm 3.1x29.7 "	8x60 cm 3.1x23.6 "
Premium Polished (P)	U53	Premium Polished (P)	U48	-	-
Shaped (SP)	U53	Shaped (SP)	U45	-	-
Polished (EP)	U53	Polished (EP)	-	U43	U35
Natural (NT)	U53	Natural (NT)	-	U43	U35

STAIR TREADS

TECHNICAL (PT)	SEAMLESS (PL/18)	30x180 cm 11.8x70.8 "	30x151 cm 11.8x59.4 "	30x120 cm 11.8x47.2 "	30x100 cm 11.8x39.4 "	30x75,5 cm 11.8x29.7 "	30x60 cm 11.8x23.6 "
							
Premium Polished (P)		U90	-	-	U74	-	-
Shaped (SP)		U90	-	-	U74	-	-
Polished (EP)		-	U86	U75	-	U76	U54
Natural (NT)		-	U86	U75	-	U76	U54

* When thickness is 6 mm, A = 18 mm; when 8 mm, A = 24 mm; when 10 mm, A = 30 mm.
* Cuando el espesor es 6 mm, A = 18 mm; si es 8 mm, A = 24 mm; si es 10 mm, A = 30 mm.

TECHNICAL DATA DATOS TÉCNICOS

	DIN 51130	DIN 51097	UNE-41901 EX	BS 7976-2 (PTV)	ANSI A137.1 (DCOF)
Shaped (SP) 6 & 8 mm	-	-	Class 1	-	>0,42
Natural (NT)	R10	A + B	Class 2	+36 Wet	>0,42

FLOOR AND WALL TILES PAVIMENTO Y REVESTIMIENTO

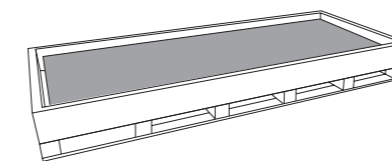
SIZE FORMATO	BOX CAJA			PALLET PALET				CONTAINER 20' (25000 KG.)		
	Piezas	m ²	kg	Cajas	m ²	kg	Tamaño aprox. cm.	Palets	m ²	kg
cm.										
100 x 180 x 0,8	2	3,6	70,88	18	64,8	1315	190 x 115 x 60	17	1101,6	22346,5
100 x 100 x 0,8	2	2	40,56	32	64	1340	112 x 112 x 100	18	1152	24118,6
100 x 100 x 2	1	1	49,2	24	24	1223	112 x 112 x 85	20	480	24456
75,5 x 151 x 1	1	1,14	26	44	50,16	1179	156 x 93 x 76	17	852,7	20043
60 x 120 x 1	2	1,44	33,18	27	38,88	921	120 x 80 x 75	27	1049,8	24836,2
33,3 x 100 x 1,05	4	1,33	24	48	63,84	1177	118 x 110 x 81	20	1276,8	23540
33,3 x 100 x 1,35	3	1	21,92	48	48	1077	118 x 110 x 81	20	960	21543,2
inch.	Units	ft ²	lb	Boxes	ft ²	lb	Approx. inch. sizes	Pallets	ft ²	lb
39.4 x 70.8 x 0.35	2	38.75	154.87	18	697.5	2900	71.2 x 44.1 x 25.2	17	11857.5	49267
39.4 x 39.4 x 0.35	2	21.53	81.13	32	688.9	2955	44.1 x 44.1 x 39.4	18	12400	53172.3
39.4 x 39.4 x 0.79	1	10.76	108.47	24	258.3	2696	44.1 x 44.1 x 33.5	20	5166.7	53916.3
29.7 x 59.4 x 0.39	1	12.27	57.32	44	539.9	2600	61.4 x 36.6 x 29.9	17	9178.6	44562
23.6 x 47.2 x 0.39	2	15.50	73.15	27	418.5	2030	47.2 x 31.4 x 29.5	27	11300	54754.5
13.11 x 39.4 x 0.41	4	14.32	52.91	48	687.2	2595	46.4 x 43.3x 31.8	20	13743.4	51897
13.11 x 39.4 x 0.53	3	10.76	48.33	48	516.7	2375	46.4 x 43.3x 31.8	20	10333.4	47494

SLABS PLACAS

1 SLAB 1 PLACA			WOODEN CRATE CAJ. MADERA			CONTAINER 20' (25000 KG.)			CONTAINER 40' (25000 KG.)		
cm.	m ²	kg	Placas	m ²	kg	Cajones	m ²	kg	Cajones	m ²	kg
100 x 275 x 0,6	2,75	38,5	20	55	869	24	1320	20856	28	1540	24332
inch.	ft ²	lb	Slabs	ft ²	lb	Crates	ft ²	lb	Crates	ft ²	lb
39,4 x 108,3 x 0,24	29,6	84,88	20	592	1916	24	14208,4	45980	28	16576,4	53643

WOODEN CRATE CAJÓN DE MADERA

39.4x108.3 " 100x275 cm



Tamaño aprox. cm.

291 x 112 x 33 cm

Approx. inch. sizes

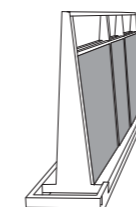
114.6 x 44 x 13 "

WORKTOPS ENCIMERAS

1 WORKTOP 1 ENCIMERA			A-FRAME CABALLETE METAL			CONTAINER 20' (25000 KG.)			CONTAINER 40' (25000 KG.)		
cm.	m ²	kg	Placas	m ²	kg	Caballote	m ²	kg	Caballote	m ²	kg
150 x 320 x 1,2	4,8	150	20	96	3190	3	288	9570	7	672	22330
inch.	ft ²	lb	Slabs	ft ²	lb	A-frame	ft ²	lb	A-frame	ft ²	lb
59 x 126 x 0,47	51.66	330	20	1033	7033	3	3100	21099	7	7231	49231

1 WORKTOP 1 ENCIMERA			WOODEN BUNDLE CAB. MADERA			CONTAINER 20' (25000 KG.)			CONTAINER 40' (25000 KG.)		
cm.	m ²	kg	Placas	m ²	kg	Paquete	m ²	kg	Paquete	m ²	kg
150 x 320 x 1,2	4,8	150	20	96	3000	7	672	21000	7	672	21000
inch.	ft ²	lb	Slabs	ft ²	lb	Bundle	ft ²	lb	Bundle	ft ²	lb
59 x 126 x 0,47	51.66	330	20	1033	6614	7	7231	46297	7	7231	46297

A-FRAME CABALLETE DE METAL



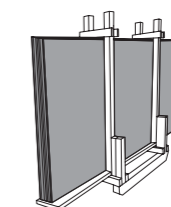
Tamaño aprox. cm.

330 x 195 x 75 cm

Approx. inch. sizes

129.9 x 76.8 x 29.5 "

WOODEN BUNDLE CABALLETE MADERA



Tamaño aprox. cm.

330 x 195 x 55 cm

Approx. inch. sizes

129.9 x 76.8 x 21.7 "

MUSEUM

Once ceramic tiles reach the end of their useful life, they are inert waste. For their proper management, they should be given to an authorized waste management body for recycling purposes.

All colours and hues appearing in this catalogue should be considered approximate, only in view of the printing processes involved. The rights of all contents (texts, photographs, drawings, designs, etc.) of this catalogue remain the property of PERONDA GROUP S.A (or, failing that, they have the corresponding permissions of the owners). No part of this publication may be reproduced, stored in a retrieval system, or transmitted in any form or by any means, electronic, mechanical, photocopying, recording or otherwise, without the prior written permission of the copyright holders.

© PERONDA GROUP 2023

Las baldosas cerámicas una vez que llegan al final de su vida útil son un residuo inerte, que para su correcta gestión debe ser entregado a un gestor autorizado de residuos, favoreciendo su reciclado.

Av. Manuel Escobedo, 26
12200 Onda (Castellón) Spain
+34 964 602 012

Debido a los procesos de impresión, los colores que aparecen en este catálogo deben considerarse aproximados, y no exactos. Los derechos de todos los contenidos (textos, fotografías, dibujos, diseños etc) del presente catálogo son propiedad de PERONDA GROUP, S.A (o en su defecto, cuentan con los correspondientes permisos y autorizaciones de sus titulares). No está permitida la reproducción total o parcial de esta publicación, ni su tratamiento informático, ni la transmisión de ninguna forma o por cualquier medio, ya sea electrónico, mecánico, por fotocopia, por registro u otros medios, sin el permiso previo y por escrito de los titulares del copyright.

