


Lenk

porcelain



Maple | Honey | Taupe | Walnut
 White | Smoke | Ash



24 * 151 * 1,1 cm | 9 * 59"
 19,5 * 121,5 * 1 cm | 8 * 48"





Lenk
Honey

AS/19,5x121,5/C/R



Lenk Porcelain tiles

Lenk **Honey**
_ 36 patterns (24x151)



Lenk Porcelain tiles



__ Lenk Maple AS/24x151/C/R

LENK Maple



LENK Honey



LENK Taupe



LENK Walnut



LENK White



LENK Ash



LENK Smoke





LENK



36 patterns

24 * 151 * 1,1 cm | 9 * 59"

RECTIFIED	ALL IN ONE
	BN121
ASH	27397
HONEY	27237
MAPLE	27238
SMOKE	27398
TAUPE	27236
WALNUT	27239
WHITE	27475



48 patterns

19,5 * 121,5 * 1 cm | 8 * 48"

RECTIFIED	ALL IN ONE
	BN95
ASH	28315
HONEY	28316
MAPLE	28317
SMOKE	28318
TAUPE	28319
WALNUT	28320
WHITE	28321


* D. LENK TANGRAM



30 * 30 cm | 12 * 12"

RECTIFIED	ALL IN ONE
	P53
ASH	27734
HONEY	27735
MAPLE	27740
SMOKE	27741
TAUPE	27742
WALNUT	27743
WHITE	27744

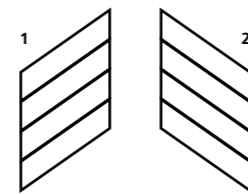
D. LENK STRIPES



24 * 75 * 1,1 cm | 9 * 30"

RECTIFIED	ALL IN ONE
	P51
ASH	27756
HONEY	27757
MAPLE	27758
SMOKE	27759
TAUPE	27760
WALNUT	27761
WHITE	27762

D. LENK CHEVRON



32 * 28 cm | 13 * 11"

RECTIFIED	ALL IN ONE	
	P47	
	1	2
ASH	27720	27727
HONEY	27721	27728
MAPLE	27722	27729
SMOKE	27723	27730
TAUPE	27724	27731
WALNUT	27725	27732
WHITE	27726	27733

* Se comercializan en conjuntos de 4 piezas. Precio por pieza individual.
 * They are sold in groups of 4 pieces. Price to the individual piece.

PIEZA COMPLEMENTARIA | COMPLEMENTARY PIECE

Rodapie - Skirting	Peldaño técnico - Technical stair - thread	Peldaño romo - Rounded stair - thread	*S.K.I.	*S.K.D.	*Z.R.I.	*Z.R.D.
8*60 cm 3*12" P34	30*151 cm 12*59" P80 A= 1,1 cm B= 3,3 cm 30*121,5 cm 12*48" P75 A= 1 cm B= 3 cm	30*151 cm 12*59" P54 30*121,5 cm 12*48" P54				

CARACTERÍSTICAS TÉCNICAS | TECHNICAL CHARACTERISTICS

joint	frost proof	versatile	mat	various moulds	diferent shades	shade variation	various graphics

CARACTERÍSTICAS TÉCNICAS ANTIDESLIZAMIENTO | ANTI-SLIP CHARACTERISTICS

Ensayo Essay	Características Features	Resultado Result
		ALL IN ONE
DIN 51130	Ángulo crítico (Pies calzados) Critical angle (footwear)	R11
DIN 51097	Ángulo crítico (Pies descalzados) Critical angle (Wet loaded barefoot)	A+B+C
BS 7976-2	Antideslizamiento (Test del péndulo) Slip resistance (Pendulum test-PTV)	+36 Wet
UNE-ENV 12633	Antideslizamiento (Test del péndulo) Slip resistance (Pendulum test)	Class 3
ANSI A137.1	Coefficiente de Fricción Dinámico Dynamic Coefficient of Friction (DCOF)	> 0,42

EMBALAJE | PACKING

(Los pesos aquí reflejados pueden sufrir ligeras variaciones en función del lote de producción. Weights shown here may slightly vary depending on the production lot.)

Formato Sizes	Cajas Boxes			Pallet			Cont./20' 21500 kg.	Cont./20' 24000 kg.
	Piezas	m ² /sq.m	kg	Cajas	m ² /sq.m	kg	Tamaño cm aprox.	m ² /sq.m
24 * 151 * 1,1	3	1,09	27,26	48	52,32	1353	160 * 92 * 63	831,4
19,5 * 121,5 * 1	4	0,95	22,17	40	38	912	128 * 95 * 55	895,83
	units	ft ²	lb	Boxes	ft ²	lb	Sizes Inch approx.	ft ²
9 7/16 * 59 7/16 * 7/16	3	11,73	60,09	48	563,16	2982,8	47 1/4 * 31 1/2 * 24 13/16	8949,11
7 11/16 * 47 13/16 * 3/8	4	10,23	48,88	40	409,03	2010,96	50 3/8 * 37 3/8 * 21 5/8	9642,75