

PRODUCT DATA SHEET



PRODUCT CODE
FO135DNC

RANGE
Foile

DESCRIPTION
Foile Basin 3H Set Deck Mounted
Chrome

WEBSITE LINK [Click Here](#)



CATEGORY	Brassware
WARRANTY DETAILS	15 Years
COLOUR	Chrome
FINISH APPLICATION	Electroplated
PRIMARY MATERIAL	Brass
INSTALL TYPE	Basin Mounted
PRODUCT HEIGHT MM	154
PRODUCT DEPTH MM	203
PRODUCT NET WEIGHT KG	2.5
STANDARDS	BS EN 200:2008

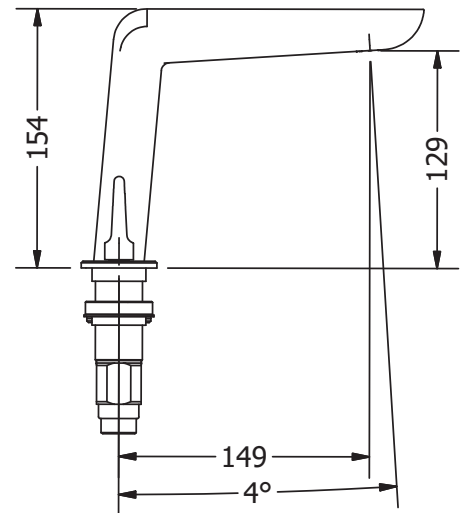
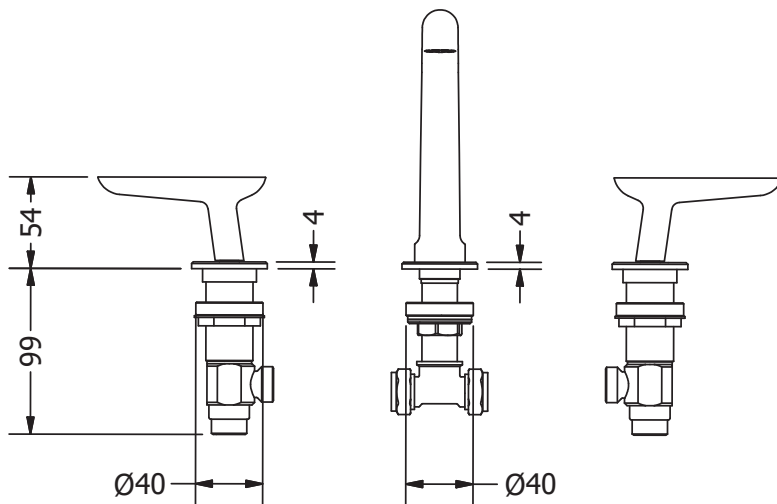
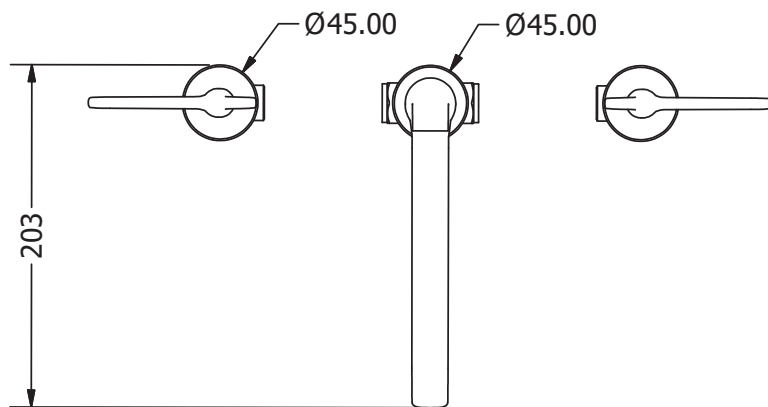
MINIMUM PRESSURE (BAR)	1
MAX WORKING PRESSURE (BAR)	5
HEADWORK	1/2" Quarter turn ceramic cartridge
SPOUT PROJECTION	148
SWIVEL SPOUT	No
INLET CONNECTIONS THREAD	G1/2"
FLOW REGULATOR	Cache M16x1
WASTE INCLUDED	No
ANTI-SCALD	No
ENERGY SAVING	No
SHOWER HOSE & HANDSET ARE INCLUDED	No

PRESSURE (BAR)	0.2	0.5	1	2	3	4	5
PRIMARY FLOWRATE			3.9	4.8	5	5	5
HANDSET FLOWRATE							
MASSAGE FLOW RATE							
AIR FLOW RATE							
WIRE FLOW RATE							
WATERFALL FLOW RATE							
MIST FLOW RATE							
HANDSPRAY FLOW RATE							

TECHNICAL DIMENSIONS

Dimensions in mm unless otherwise specified.

Tolerances (per material type) apply.



SPARES LIST

Only the parts labelled are available as spares.