




Ice



Downtown Anthracite\_100\*100



Ice Diamond\_33,3\*100  
Ice\_33,3\*100





# Ice



Alpine Grey\_90\*90



Ice Fold\_33,3\*100  
Ice\_33,3\*100



Ice

Ice  
Waves\_33,3\*100







# Ice



Ice  
Diamond\_33,3\*100

# Ice



ICE



ICE Fold



ICE Waves



ICE Diamond

ICE



33,3 \* 100 \* 0,7 cm | 13 \* 39"

RECTIFIED	EXTRAWHITE
	<b>BN4</b>

ICE 30853

ICE FOLD



33,3 \* 100 \* 0,86 cm | 13 \* 39"

RECTIFIED	EXTRAWHITE
	<b>BN5</b>

FOLD 30859

ICE WAVES




33,3 \* 100 \* 0,86 cm | 13 \* 39"

RECTIFIED	EXTRAWHITE
	<b>BN5</b>

WAVES 30857

ICE DIAMOND



33,3 \* 100 \* 0,86 cm | 13 \* 39"

RECTIFIED	EXTRAWHITE
	<b>BN5</b>

DIAMOND 30858

## CARACTERÍSTICAS TÉCNICAS | TECHNICAL CHARACTERISTICS

joint	wall tiles	matt	thickness

## EMBALAJE | PACKING

(Los pesos aquí reflejados pueden sufrir ligeras variaciones en función del lote de producción. Weights shown here may slightly vary depending on the production lot.)

Formato   Sizes	Cajas   Boxes			Pallet				Cont./20'	Cont./20'
	Piezas	m2/ sq.m	kg	Cajas	m2/ sq.m	kg	Tamaño cm aprox.	m2/ sq.m	m2/ sq.m
33,3 * 100 * 0,7	6	2	26,60	24	48	663	118 * 110 * 48	1556,56	1737,56
33,3 * 100 * 0,86	5	1,67	24	24	40,08	601	11 8 * 110 * 48	1544,30	1723,87
<b>inch</b>	<b>units</b>	<b>ft2</b>	<b>lb</b>	<b>Boxes</b>	<b>ft2</b>	<b>lb</b>	<b>Sizes Inch approx.</b>	<b>ft2</b>	<b>ft2</b>
13 1/8 * 39 3/8 * 1/4	6	21,53	58,65	24	516,67	1461,92	46 7/16 * 43 5/16 * 18 7/8	16754,82	18703,06
13 1/8 * 39 3/8 * 5/16	5	17,98	48,95	24	431,42	1230,39	46 7/16 * 43 5/16 * 18 7/8	16622,86	18555,75