


BAL's new simple range provides a familiar system for the most-common process of installing pavers and tiles

Using the market-leading performance and quality standards, the new external range from BAL gives improved installation performance for the two main system build-ups in the UK:

Simple installation onto Concrete or Type 1 MOT

Easy fixing with just 3 BAL External Range Products!



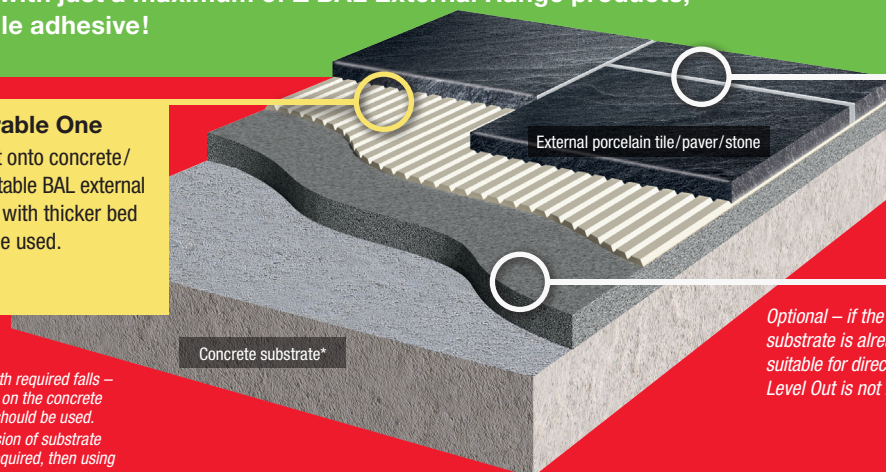
Installation onto Concrete (perfect condition for tiling)

A simple installation with just a maximum of 2 BAL External Range products, plus a suitable BAL tile adhesive!



BAL Pourable One

If tiling direct onto concrete/leveller, a suitable BAL external tile adhesive with thicker bed depths can be used.



Optional – if the concrete substrate is already fully suitable for direct tiling BAL Level Out is not required.

the easiest tiling system under the sun

EXTERNAL RANGE

Everything needed to tile exterior areas – no problem!

** If the concrete is in sound condition with required falls – but does require some inconsistencies on the concrete surface to be removed BAL Level Out should be used. Where thicker substrate heights, provision of substrate falls, or an improved base for tiles is required, then using BAL Bedding Mortar is recommended.*

External Tiling

To find out more about the rest of the BAL range, go to www.bal-adhesives.com

YOU + BAL

bal-adhesives.com



@BALtiling BALtiling

BAL's external tile installation range has been carefully formulated to provide ease of use when installing external pavers, 20mm external porcelain tiles or stone.


All our products are freeze/thaw resistant, and use the most up-to-date technology to ensure long-lasting patios and terraces.

A straightforward system, it's the easiest external fixing range under the sun! No complex primers, no complex preparation, just trusted market-leading products!

Priming Slurry Bond

A flexible slurry priming for bonding external pavers and tiles

- Fast and simple to use – only requires mixing with water
- Provide excellent bond strength between base and pavers or tiles
- Flexible and BS 7533 compliant
- Provides excellent coverage of 8m² at 2mm thickness!
- Brush, roll or trowel on
- Apply 2-3mm coat directly to Concrete/Type 1 MOT base then coat onto wet mortar bed and back of tile/paver providing total 2-3mm bed depth



Bedding Mortar

A pre-blended mix of cement and graded fillers to provide a semi-dry mortar bed

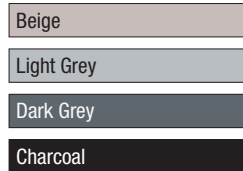
- Simple to use, just add water and mix in a force action mixer
- Can be laid from 10mm for concrete, or 25mm for Type 1 MOT, to 100mm in a single application
- Gives more than 1 hour working time
- Walkable in 12 hours
- Freeze/thaw resistant and conforms to BS 7533 requirements



Terrace Grout

Provide the perfect finish with this high performance flexible joint compound for pavers and tiles

- Super smooth and hard-wearing finish
- Mixes quickly on-site with water
- Exceptional bond strength and flexibility
- Joint widths up to 15mm
- Available in 4 key colours
- Frost and heat resistant
- Conforms to EN 13888



All colour indications are for guidance only.

You may also need:

BAL Level Out

Fast-setting external levelling compound for smoothing rough or impact damaged concrete

- Suitable for external applications
- Fast-setting – walkable after 2-3 hours
- Apply from 2mm to 20mm thick in a single application
- Smooth flow and excellent coverage – 3m² at 5mm thick
- Water content can be reduced for gradient levelling (i.e. creating falls etc)
- 30 minute bucket life



BAL Pourable One

A rapid-setting, flexible floor tile adhesive for internal and external areas

- High strength and flexible
- Rapid-setting – grout in 3 hours
- Suitable to level minor inconsistencies, with bed depths of up to 25mm
- High gel – ribs hold their shape
- Pourable for use over larger areas
- Excellent coverage plus no “backbuttering” needed with level floors



BAL External Tiling Range

YOU + BAL

bal-adhesives.com



@BALtiling BALtiling

BAL6130021