







# RCI Electric Strikes

## 6 Series

### Centerline Strikes

Two profiles available to accommodate different latch projections. Various faceplate options available to accommodate most frame types. Standard Insert Depth: 1-3/16" D (30mm) Low Profile Insert Depth: 1-1/16" (27mm)

	Energy 375mA <sup>1</sup> Field-Selectable 12/24VDC, 12-24VAC		Strength 1,500lb Static <sup>2</sup> 70ft-lb Dynamic
	Warranty 3 Year Limited Warranty		Mode Field-Selectable Fail-Secure & Fail-Safe
	Endurance 500,000 Cycles <sup>2</sup>		Monitoring Optional Latch & Keeper Monitor Models Available

<sup>1</sup>At 12VDC

<sup>2</sup>Grade 1, 04 & 14 faceplates only. Grade 2, 1,000lb static for 05, 07 & 08 faceplates.

- Standard profile accommodates 3/4" (19mm) and Low-profile accommodates 1/2" (12.7mm) or 5/8" (16mm) latch projections
- 1/4" (6.4mm) horizontal adjustment
- Plug-in wire connectors
- Trim plate included to cover up irregular frame cut-out
- Non-handed
- Brushed Stainless Steel (32D)
- Factory tested to over 1-million cycles of operation
- UL 294 Listed for Access Control Unit Accessory (6th Edition)
- UL 1034 burglary-resistant Listed
- Certified to ANSI/BHMA standard A156.31, Grade 1, endurance 500,000 cycles<sup>2</sup>
- Patent #: US 6,874,830 and 7,144,053
- Patent #: Canadian 2,405,642



#### Options

- LMKM – Latch and keeper monitor

#### How To Order

		Options		
Latch And Keeper Monitor-		LMKM		
		65	x	32D
Standard-	S	04		-1-1/4" W x 4-7/8" H (32mm x 124mm), ANSI Radius Corners
Low Profile-	L	05		-1-1/8" W x 5-7/8" H (29mm x 150mm), Radius Corners
		07		-1-1/4" W x 6-7/8" H (32mm x 175mm), Radius Corners
		08		-1-7/16" W x 7-15/16" (37mm x 202mm), Radius Corners
		14		-1-1/4" W x 4-7/8" H (32mm x 124mm), ANSI Square Corners
		U		-Universal, Includes 3 Faceplates (04, 08 & 14)
				<b>Faceplate</b>

Example: **L6507LMKM x 32D**



#### Accessories

Model	Description
S6JIG	Standard profile frame prep jig, aluminum (for S6504 and S6514)
L6JIG	Low profile frame prep jig, aluminum (for L6504 and L6514)
LEKS601	1" lip extension kit for retrofit applications, black finish (for Standard profile)
LEKS602	2" lip extension kit for retrofit applications, black finish (for Standard profile)
LEKS603	3" lip extension kit for retrofit applications, black finish (for Standard profile)
LEKL601	1" lip extension kit for retrofit applications, black finish (for Low profile)
LEKL602	2" lip extension kit for retrofit applications, black finish (for Low profile)
LEKL603	3" lip extension kit for retrofit applications, black finish (for Low profile)
S/L6504DD	Lip bracket and radius faceplate for aluminum double doors with flat astragal (for S/L6504)
S/L6507DD	Lip bracket and radius faceplate for aluminum double doors with flat astragal (for S/L6507)
SMT-01	Strike marketing template kit, aluminum
TP-S6-5PK	Trim plates, 5 pack, black finish (for Standard profile)
TP-L6-5PK	Trim plates, 5 pack, black finish (for Low profile)
940-LG	High profile latch guard, 32D finish