









LOW-COST MONO PRINTS WITH HIGH PRODUCTIVITY.



Affordable and productive, the M1050 and M2050 mono ink tank printers allow you to print effortlessly over Wi-Fi and Ethernet. The printers' rear feeding and ADF* support a wide range of media sizes, which helps increase productivity in your office. Enjoy low printing costs and high yields with DURAbrite ET Pigment Ink that produces sharp and water resistant printouts. Ink bottles with designated nozzles and a big ink tank capacity also reduce refill frequency and support high volume printing. With in-built PrecisionCore Heat-Free Technology, these new models are robust and resource-saving. The M1050 and M2050 are also made with the environment in mind, utilising recycled plastic in the construction of each main unit, and include a replaceable maintenance box. Get yours with peace of mind, with our 4 year warranty.

- 
UP TO
18
ipm
- 
Ethernet
- 
4-years
Warranty
- 
Wi-Fi/
Wi-Fi Direct/
AirPrint*
- 
6000
- 
Epson
Connect
- 
Epson
Smart Panel
- 
Replaceable
Maintenance
Box

ENGINEERED FOR good



Low Cost, High Productivity

Print more, at up to 18.0 ipm, and enjoy greater savings with low running costs and an ultra-high page yield of up to 6,000 pages.

Ease of Use

Minimise repair downtime with the replaceable maintenance box. Set up the Epson Smart Panel on your mobile device for effortless printing, copying, scanning, troubleshooting and Wi-Fi/AirPrint* access.

Sustainability in Mind

Reduce power consumption with our Heat-Free technology, and minimise your carbon footprint with hardware made from up to 20% recycled plastic**, 64%¹ less consumable parts compared to ink cartridge models and packaging that's made with over 80% recycled cardboard.

* Available only on M2050.
¹ Limited to 005 high capacity ink bottles.

** Ratio of recycled plastic weight to collective plastic component weight of hardware. The ratio of recycled plastic used is subject to change depending on the availability of raw materials (Applicable to M2050/M1050 series).

* Disclaimer for 64% less consumables vs IC model: Material weight comparison of consumables (including packaging) between Epson ink cartridges of the PX-S155/WF-M1138 series and Epson ink bottles of the M2050/M1050 series (Excluding weight of ink).

SPECIFICATIONS

Product Name	M1050	M2050
Printer Type	Print	Print, Scan, Copy with ADF
Printing	PrecisionCore Printhead	
Printing Technology	400 x 2 nozzles Black	
Nozzle Configuration	Bi-directional printing	
Print Direction	1200 x 2400 dpi (with Variable-Sized Droplet Technology)	
Maximum Resolution	2.8 pl	
Minimum Ink Droplet Volume	Up to 33.0 ppm	
Print Speed*1	Simplex: Up to 18.0 ipm	
Draft Text - Memo, A4 (Black*1)	Approx. 12.5 sec	
ISO 24734, A4 (Black)	Approx. 8.0 sec	
First Page Out Time (Black)	ESC/P-R	
Printer Language	No	
Automatic 2-sided Printing		
Copying		
Copy Speed	Simplex: Up to 14.0 ipm	
ISO 29183, A4 (Black), Flatbed	Standard / High	
Copy Quality	99 copies	
Maximum Copies from Standalone	600 x 600 dpi	
Maximum Copy Resolution	Legal	
Maximum Copy Size		
Scanning	Flatbed colour image scanner	
Scanner Type	CIS	
Sensor Type	1200 dpi	
Optical Resolution	216 x 297 mm (8.5 x 11.7")	
Maximum Scan Area		
Scanner Bit Depth	48-bit input, 24-bit output	
Colour	16-bit input, 8-bit output	
Grayscale	16-bit input, 1-bit output	
Black & White		
Scan Speed (Flatbed / ADF Simplex)	12 sec / 5.0 ipm	
Monochrome 200 dpi	28 sec / 5.0 ipm	
Colour 200 dpi		
ADF Function		
Support Paper Thickness	64 - 95 g/m ²	
Paper Capacity	30 sheets (A4 Paper)	
Paper Handling	Rear Feed	
Paper Feed Method	1	
Number of Paper Trays		
Paper Hold Capacity	100 sheets of A4 Plain Paper (80 g/m ²)	
Input Capacity	30 sheets of A4 Plain Paper (80 g/m ²)	
Output Capacity		
Support Paper Size	A4, A5, A6, B5, B6, Letter, Legal, Indian-Legal, 100 x 148 mm, 3.5 x 5", 4 x 6", 5 x 7", 5 x 8", 8 x 10", 8.5" x 13", 16:9 Wide, 16K, Envelopes: #10, DL, C6	
Maximum Paper Size	215.9 x 1200 mm (8.5 x 47.24")	
Print Margin	3 mm top, left, right, bottom via custom settings in printer driver	
Support Paper Weight	64 - 90 g/m ²	
Interface	USB 2.0	
USB	Wi-Fi IEEE 802.11b/g/n, Wi-Fi Direct, Ethernet	
Network	TCP/IPv4, TCP/IPv6	
Network Protocol	LPD, IPP (M2050 Only), PORT9100, WSD	
Network Printing Protocol	SNMP, HTTP, DHCP, BOOTP, APIPA, PING, DDNS, mDNS, SLP, WSD, LLTD	
Network Management Protocols		
Control Panel	-	
LCD Screen	1.44" Colour LCD Screen	
Mobile and Cloud Printing	Epson Smart Panel, Epson Email Print, Remote Print Driver	
Epson Connect	Chrome OS	
Driverless Solutions	AirPrint, Mopria, Chrome OS	
Supported Operating Systems		
Windows	Windows XP SP3 / XP Professional x64 SP2 / Vista / 7 / 8 / 8.1 / 10 / 11	
	Windows Server 2003 / 2008 / 2012 / 2016 / 2019 / 2022	
Mac	Mac OS X 10.9.5 or later, macOS 11.x or later	
Printer Software	Epson Device Admin	
Software Solutions Compatibility	Epson ScanSmart, Epson Device Admin	
Electrical Specifications	AC 220 - 240V	
Rated Voltage	50 - 60 Hz	
Rated Frequency		
Power Consumption	14 W	
Operating	12 W	
Standby	5.8 W	
Sleep	6.8 W	
Power Off	0.7 W	
	0.9 W	
	0.2 W	
Noise Level	Sound Power (Black) 5.4 B(A), Sound Pressure (Black) 41 dB(A)	
PC Printing / Premium Glossy Photo	Sound Power (Black) 5.4 B(A), Sound Pressure (Black) 41 dB(A)	
Paper Best Photo	Sound Power (Black) 6.6 B(A), Sound Pressure (Black) 52 dB(A)	
PC Printing / Plain Paper Default ²	Sound Power (Black) 6.6 B(A), Sound Pressure (Black) 53 dB(A)	
Consumables	Page Yield ³	Order Code
Standard Black Ink Bottle	2,000 pages	005S
High Capacity Black Ink Bottle	6,000 pages	005
Maintenance Box		C12C938731

Dimensions & Weight

M1050

Weight: 3.4 kg



M2050

Weight: 5.0 kg



*1 Print speed (Pages Per Minute) is calculated when printed on A4 plain paper in the fastest mode. Print speed may vary depending on system configuration, print mode, document complexity, software, type of paper used and connectivity. Print speed does not include processing time on host computer.



#1
Black Text

*2 Default mode in accordance with ISO7779.

*3 Quoted yields are extrapolated based on Epson original methodology from the print simulation of Test Patterns provided in ISO/IEC 19752. Quoted yields are NOT based on ISO/IEC 22505. Quoted yields may vary depending on the images that you are printing, the paper type that you are using, the frequency of your prints and environmental conditions such as temperature. During the initial printer setup, a certain amount of ink is used to fill the print head's nozzles, therefore the yield of the initial bundled set can be lower.

© 2023 Epson Singapore Pte Ltd. All Rights Reserved. Reproduction in part or in whole, without the written permission from Epson, is strictly prohibited. EPSON and EXCEED YOUR VISION are registered trademarks of Seiko Epson Corporation. All other products names and other company names used herein are for identification purposes only and are the trademarks or registered trademarks of their respective owners. Epson disclaims any and all rights in those marks. Print samples shown are simulations only. Specifications and product availability are subject to change without notice and may vary between countries. Please check with local Epson offices for more information.

Apple, iPad and iPhone are trademarks of Apple Inc., registered in the U.S. and other countries. App Store is a service mark of Apple Inc.

Android is a trademark of Google Inc.

Dealer's Stamp

Information correct at time of printing
Printed November 2023

For latest specifications, visit www.epson.com.sg/ecotank or call 800 120 5564.

[f](#) EpsonSingapore [@](#) EpsonSingapore [d](#) epsonsg [v](#) EpsonSoutheastAsia [in](#) Epson Singapore

Epson Singapore Pte Ltd 438B Alexandra Road, #04-01/04, Block B, Alexandra Technopark, Singapore 119968, Tel: (65) 6586-5500 Fax: (65) 6271-9755
Epson Customer Care Center 100G Pasir Panjang Road, #01-09, Interlocal Centre, Singapore 118523, Epson Helpdesk: 800 120 5564, Opening hours: Monday - Friday, 9am to 5pm, Closed on Saturday, Sunday and Public Holiday.
Please refer to www.epson.com.sg/contact for updated opening hours.