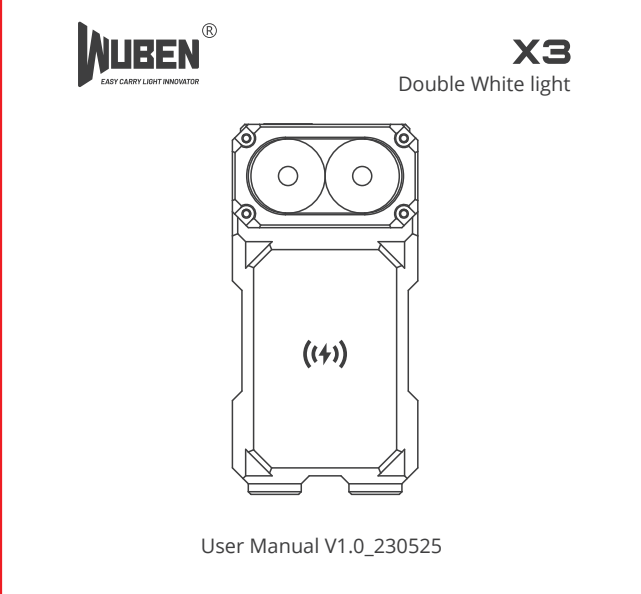


項目	X3双白款_5国語説明書		
图纸名称	230525_X3双白款说明书_5国語_转曲_V1.0版.ai	版本	V1.0
尺寸	85mm×85mm(L×W)	颜色	黑色K90 ■ 蓝色C100 ■ 红色Y100 M100 ■
装订方式	双面印刷, 风琴折, 左右5折上下荷包折, 共36页	材质	80g铜板纸
版本记录			
版本	描述	审核	制图
V1.0	X3双白款 英中德西日 5国語説明書		徐静芸
		日期	20230525

85*85mm
80g双铜+四色+双面印刷+过油+风琴折

正面



WUBEN X3
Double White light

User Manual V1.0_230525

Items List

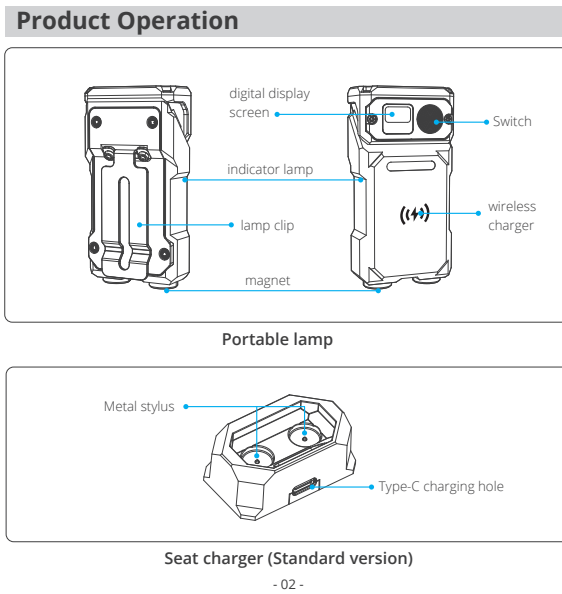
Before using this product, please check whether the contents of the package are complete.

- X3 (Double White light) × 1
- Type-C charging cable (Lamp) × 1
- User manual / Warranty card × 1

Standard version (seat charger) Advanced version (power storage box)

- Charging box (power storage box / seat charger) × 1

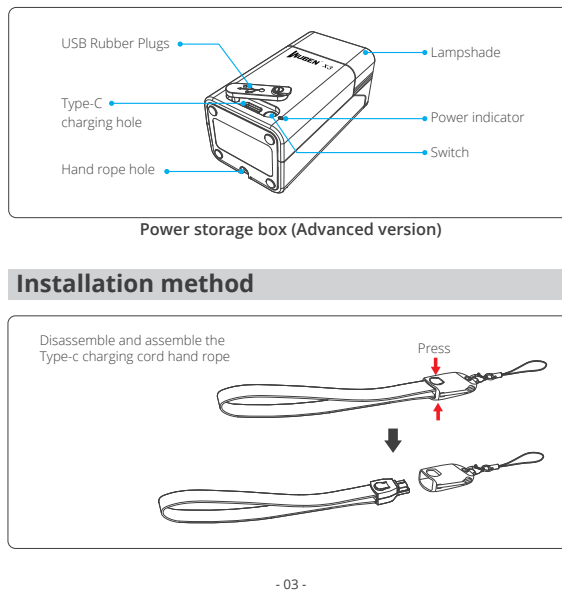
Product Operation



Portable lamp

Seat charger (Standard version)

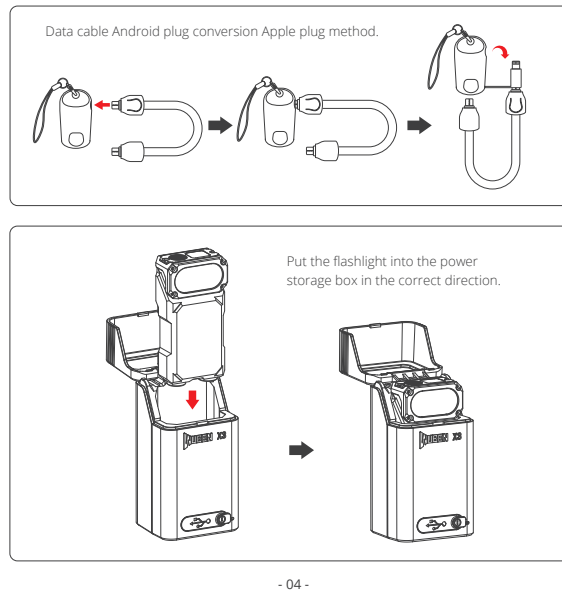
Power storage box (Advanced version)



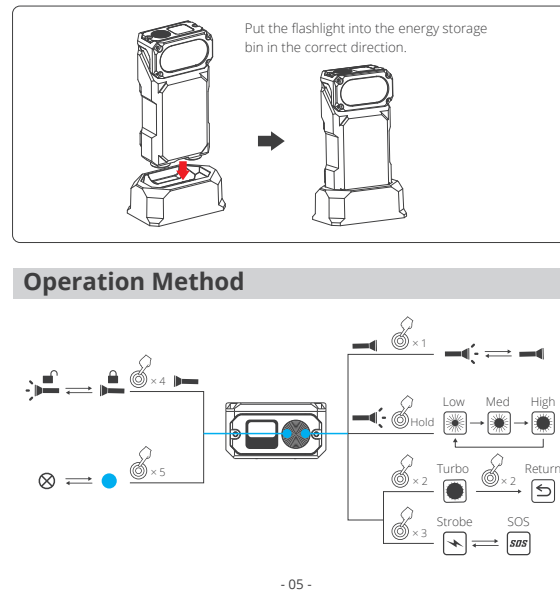
Installation method

Disassemble and assemble the Type-C charging cord hand rope.

Data cable Android plug conversion Apple plug method.



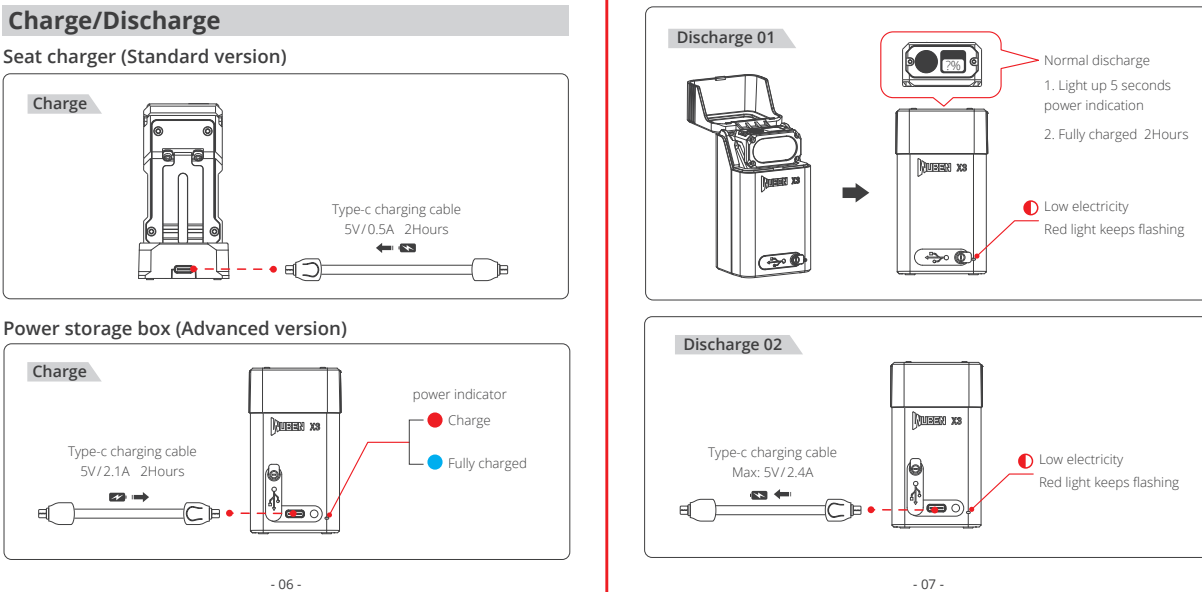
Operation Method



Charge/Discharge

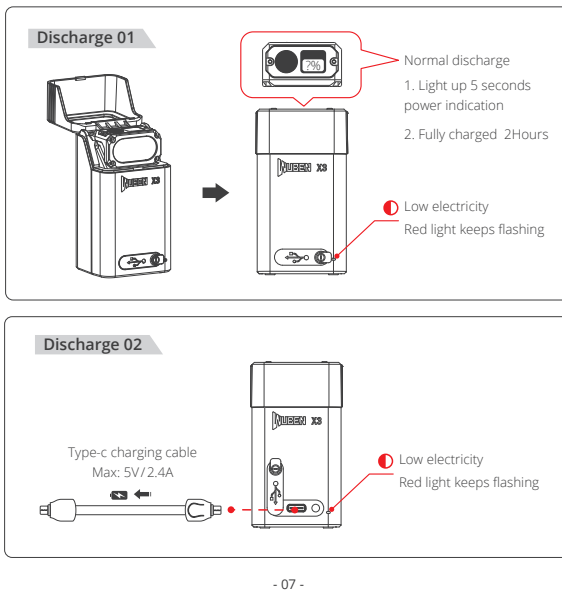
Seat charger (Standard version)

Power storage box (Advanced version)



Discharge 01

Discharge 02



Functional parameters

OSRAM P9	Turbo	High	Med	Low	Strobe	SOS
1200~200 lumens	200 lumens	50 lumens	1 lumens	1000 lumens	200 lumens	
30h × 1.5 hours	2 hours	5 hours	50 hours	/	/	/
151 m						
5700 Candelas						
1.0 m						
IP65						
Portable lamp: 70g 2.47oz.						
Portable lamp: 70 mm × 35 mm × 21 mm 2.76 in × 1.38 in × 0.83 in						

(EN) English

Warnings

Operation Method

Indicator Light

Display screen display

Maintenance Method

Solutions to Common Problems

Problem	Causes	Solution
Abnormal flash or failure to turn on	Check whether the flashlight is locked. Check whether the switch is turned on correctly. Check whether the battery is charged.	Unlock flashlight. Turn on the switch. Charge the battery with a charger.
Abnormal sound	Check whether there are foreign objects falling in. Part damage.	Push out foreign matter. Please contact your local dealer.

Warranty Policy

Warranty Coverage

15-day replacement: Within 15 days from the date of purchase, if the product has any quality problems, you can request a free replacement.

1-year warranty: Within 1 year from the date of purchase, WUBEN offers free repairs for the product (excluding accessories) in case of quality issues. This warranty is applicable to WUBEN registered customers.

Battery warranty: WUBEN offers a 1-year warranty for the rechargeable batteries, but other included accessories are not covered by the warranty.

Lifetime maintenance: From the date of purchase, if the product encounters any issues after the initial 1-year period, WUBEN will offer paid repair for WUBEN registered customers.

Proof of purchase: A valid proof of purchase is required to claim the warranty.

(CN) 简体中文

警告说明

操作方法

常见问题处理方法

(DE) Deutsch

Achtung

Bedienung der Lampe

背面

Verriegelung/Entriegelung: Wenn die Taste ausgeschaltet ist, wird bei 4-maligem Drücken des Knopfes ein Schlosssymbol angezeigt, das die Taschenlampe verriegelt, bei 4-maligem Drücken des Knopfes wird das Ladegerät eingeschaltet und entriegelt.

Indikator LED: Durch häufiges Drücken des Schalters können Sie jederzeit das blaue Indikator Licht aktivieren. Dies verursacht erhöhten Stromverbrauch, daher ist es empfehlenswerter, dieses nur bei Bedarf zu aktivieren, um die Leuchtweite des Hauptlichts zu erhalten.

Display: Die LED blinkt während des Ladegeräts und leuchtet dauerhaft nach Beendigung.

Wartung

Bitte nutzen Sie Wuben Akkus oder von Wuben empfohlene Akkus.

Das Produkt kann als verbrauchtes elektrisches Produkt entsorgt werden.

Problemlösungen

Problem	Ursache	Lösung
Abnormales Blinken oder kein Licht	Taschenlampe gesperrt Nicht korrekt eingeschaltet Akkus leer	Entsperren Sie die Lampe Drücken Sie den Schalter Prüfen Sie den Ladezustand mit dem Ladegerät
Abnormale Geräusche	Fremdkörper im Gehäuse Beschädigte Teile	Entfernen Sie Fremdkörper Bitte kontaktieren Sie Ihren Händler

Garantieerklärung

15 Tage Ersatz: Falls das Produkt innerhalb von 15 Tagen nach dem Kauf Qualitätsmängel aufweist, können Sie kostenlosen Ersatz anfordern.

1 Jahr Garantie: Innerhalb eines Jahres nach dem Kauf bietet WUBEN kostenlose Reparaturen für das Produkt (einschließlich Zubehör) für Qualitätsmängel an. Diese Garantie steht registrierten WUBEN-Kunden zur Verfügung.

(JP) 日本語

安全上の注意

各部名称

持ち運び用ランプ

座席用充電器 (標準版)

(ES) Español

Advertencia

Método de funcionamiento

Método de mantenimiento

SOS flash: En cualquier estado, pulse la tecla tres veces para entrar en el modo flash, y volver a pulsarla tres veces para cambiar circunvalmente de modo flash.

Luz indicadora: En cualquier circunstancia, puede activar la luz indicadora azul pulsando el botón cinco veces consecutivas. La luz indicadora azul consume mucha energía. Si no es necesario, se recomienda apagarla para evitar que afecte a la duración de la batería de la luz principal.

Visualización en pantalla: El LED parpadeará durante la carga y se detiene cuando está completamente cargada.

Política de garantía

Cobertura de la garantía: Política de garantía de sustitución de 15 días. En un plazo de 15 días desde la fecha de compra, puede solicitar un reemplazo gratuito si el producto presenta algún problema de calidad.

USB Rubber Plugs

Power storage box (Advanced version)

Installation method

取外し方法(クリップが必要無い方)

Data cable Android plug conversion Apple plug method.

Operation Method

ご利用方法

Charge/Discharge

Seat charger (Standard version)

Power storage box (Advanced version)

Discharge 01

Discharge 02

Functional parameters

OSRAM P9	Turbo	High	Med	Low	Strobe	SOS
1200~200 lumens	200 lumens	50 lumens	1 lumens	1000 lumens	200 lumens	
30h × 1.5 hours	2 hours	5 hours	50 hours	/	/	/
151 m						
5700 Candela						
1.0 m						
IP65						
携帯用ランプ: 70g						
携帯用ランプ: 70 mm × 35 mm × 21 mm 2.76 in × 1.38 in × 0.83 in						

(EN) English

Warnings

Operation Method

Indicator Light

Display screen display

Maintenance Method

Solutions to Common Problems

Problem	Causes	Solution
Abnormal flash or failure to turn on	Check whether the flashlight is locked. Check whether the switch is turned on correctly. Check whether the battery is charged.	Unlock flashlight. Turn on the switch. Charge the battery with a charger.
Abnormal sound	Check whether there are foreign objects falling in. Part damage.	Push out foreign matter. Please contact your local dealer.

Warranty Policy

Warranty Coverage

15-day replacement: Within 15 days from the date of purchase, if the product has any quality problems, you can request a free replacement.

1-year warranty: Within 1 year from the date of purchase, WUBEN offers free repairs for the product (excluding accessories) in case of quality issues. This warranty is applicable to WUBEN registered customers.

Battery warranty: WUBEN offers a 1-year warranty for the rechargeable batteries, but other included accessories are not covered by the warranty.

Lifetime maintenance: From the date of purchase, if the product encounters any issues after the initial 1-year period, WUBEN will offer paid repair for WUBEN registered customers.

Proof of purchase: A valid proof of purchase is required to claim the warranty.

(CN) 简体中文

警告说明

操作方法

常见问题处理方法

(DE) Deutsch

Achtung

Bedienung der Lampe

SHENZHEN SHENQI ILLUMINATION TECHNOLOGY CO., LTD.
DIRECCIÓN: 55, Edificio A Parque Industrial Zhenhai, No. 1 Zhenhai Calle, Jihua Carretera, Longgang Distrito, Shenzhen, provincia de Guangdong
E-mail: support@wubenlight.com
Web: www.wubenlight.com