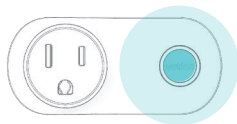


Smart Outlet Factory Reset

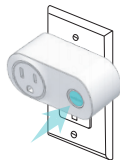
Step 1

Factory **reset button** is located at the **front** of the outlet.



Step 2

While plugged into the socket, **hold down the button for 15 seconds**.




Step 3

Once the **LED light start flashing**, your factory reset will be completed.



HomeKit



Support

For any support regarding our product, please visit votion.io or email us at support@votion.io.

Specification

Input: 120V~, 15A, 60Hz
Max Output: 120V,
15A Resistive Load,
600W Incandescent

