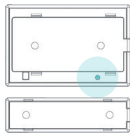


Contact Sensor Factory Reset

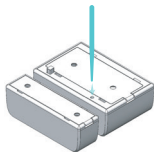
Step 1

Locate the factory **reset button** at the **back** of the sensor.
There is a **small hole** near the **bottom right**.



Step 2

Use a pin to **press the button inside** and **hold down for 5 seconds**.




Step 3

Once the **LED light start flashing**, your factory reset will be completed.



HomeKit



Support

For any support regarding our product, please visit votion.io or email us at support@votion.io.

