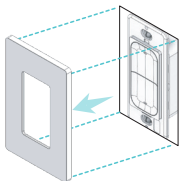


## Light Switch Factory Reset

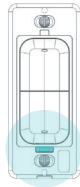
### Step 1

Remove the **wallplate** of the Smart Switch.




### Step 2

Factory reset button is located just **below main switch**.




### Step 3

While plugged into the socket, **hold down the button for 5 seconds**.




### Step 4

Once the **LED light start flashing**, your factory reset will be completed.



## HomeKit



## Support

For any support regarding our product, please visit [votion.io](https://votion.io) or email us at [support@votion.io](mailto:support@votion.io).

## Specification

Input: 120V~, 15A, 60Hz  
Max Output: 120V,  
15A Resistive Load,  
600W Incandescent

