

HC1 STUDIO BUILT FOR THE LONG HAUL



FEATURES & HIGHLIGHTS

Go anywhere for longer with the full-featured HC1 Studio. Built for long-term travel, this camper also has the comforts of home — including an integrated bathroom and complete kitchenette. The HC1 Studio trim has the same exterior design and signature rear hatch as the original HC1.

- Partially modular layout features an Adaptiv™ queen-sized bed
- Full kitchenette includes a stove, battery-powered fridge, & a sink
- Bathroom equipped with a toilet, shower, & storage
- Built-in freshwater and graywater tanks
- Sleeps two and dines up to four
- Well-designed & spacious interior gives you room to stretch out
- Equipped with solar for off-grid use

For pricing and upgrades, contact sales@happiercamper.com.

BASE SPECIFICATIONS

SLEEPS	2
DRY WEIGHT	~1800 LBS
TONGUE WEIGHT	110-120 LBS
EXTERIOR HEIGHT	7' 8"
EXTERIOR WIDTH	7' 1"
SHELL LENGTH	10' 2"
OVERALL LENGTH	13' 5"
INSIDE WIDTH	6' 2"
INSIDE WIDTH AT BED	6' 10"
INSIDE HEIGHT	6' 1"
GVWR	UP TO 3500 LBS
WALKABLE FLOOR SPACE	~34 SF

MEASUREMENTS MAY VARY




GROUND-BREAKING DESIGN



INTEGRATED BATHROOM

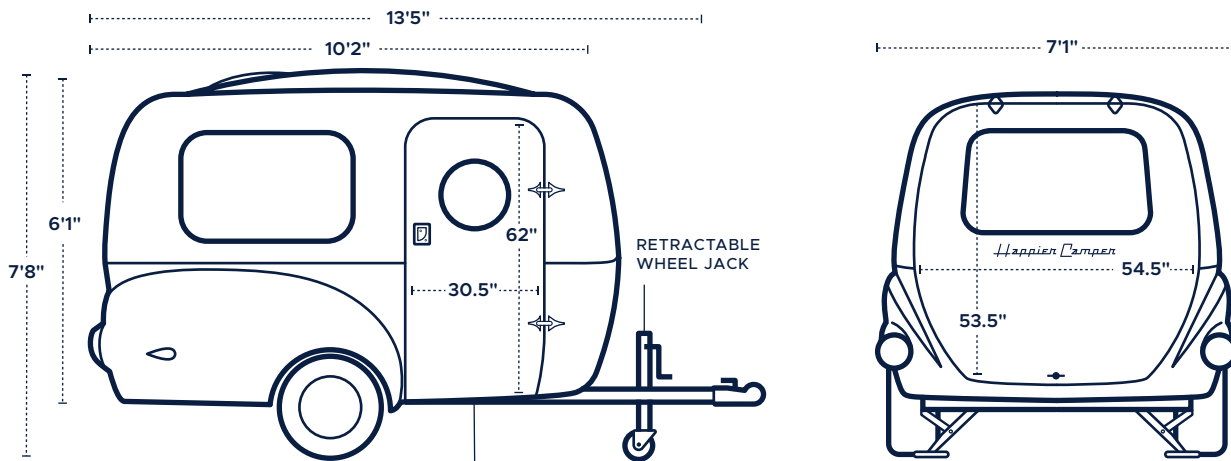


FITS A CAMPER QUEEN-SIZED BED

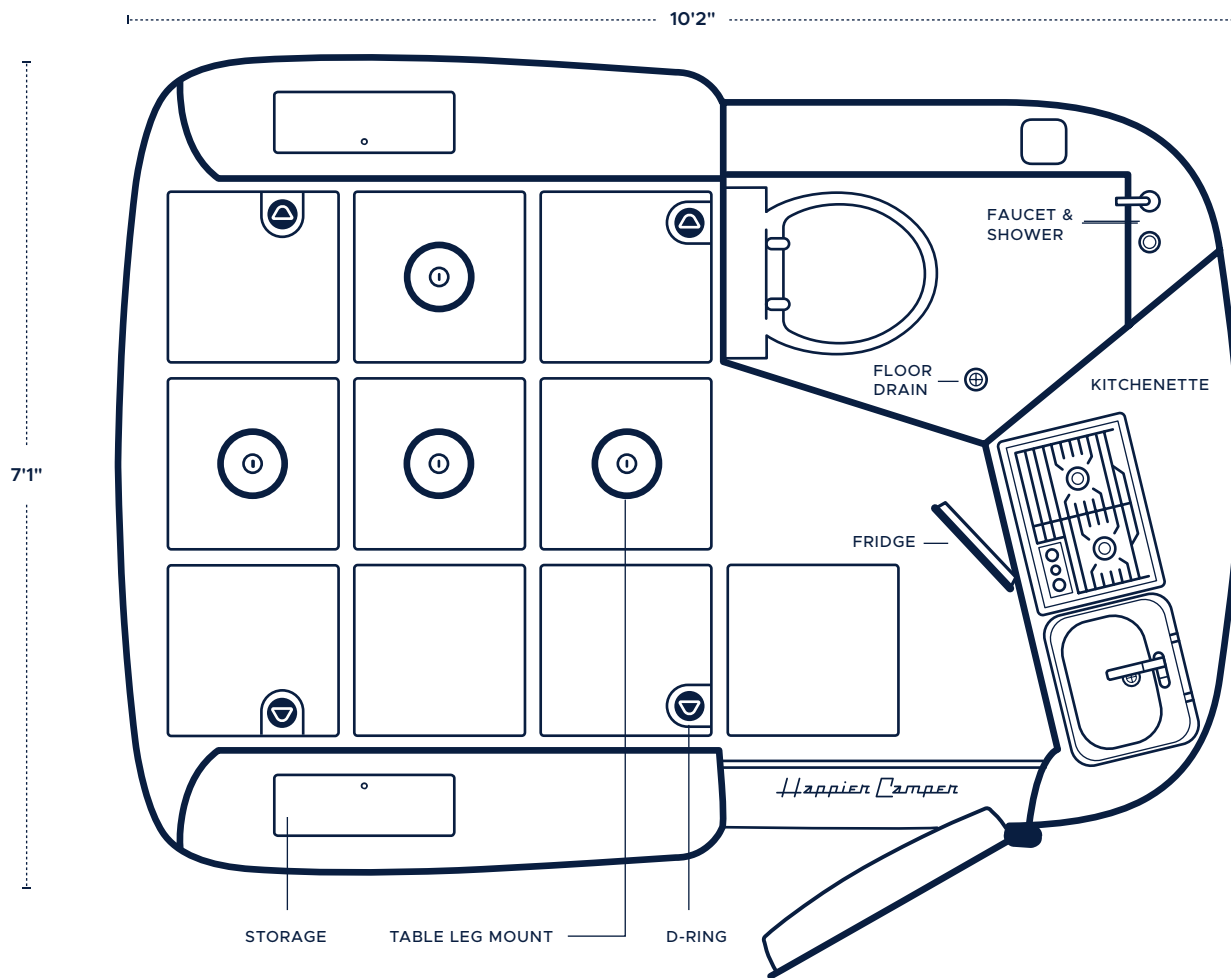


FULLY-APPOINTED KITCHENETTE

TECHNICAL SPECIFICATIONS & FLOORPLAN



RIGID FRAME W/ TORSION AXLE & GWR OF 3500 LBS.



The modular floor of the HC1 Studio is made of 1.5" thick honeycomb fiberglass. It's strong yet incredibly light.

Grooves are embedded in the floor to hold the Adaptiv™ cube components in place — just like Lego®.

Table legs easily snap into the floor and are uniquely placed for maximum convenience.