

WATERPROOF Sports wireless headset

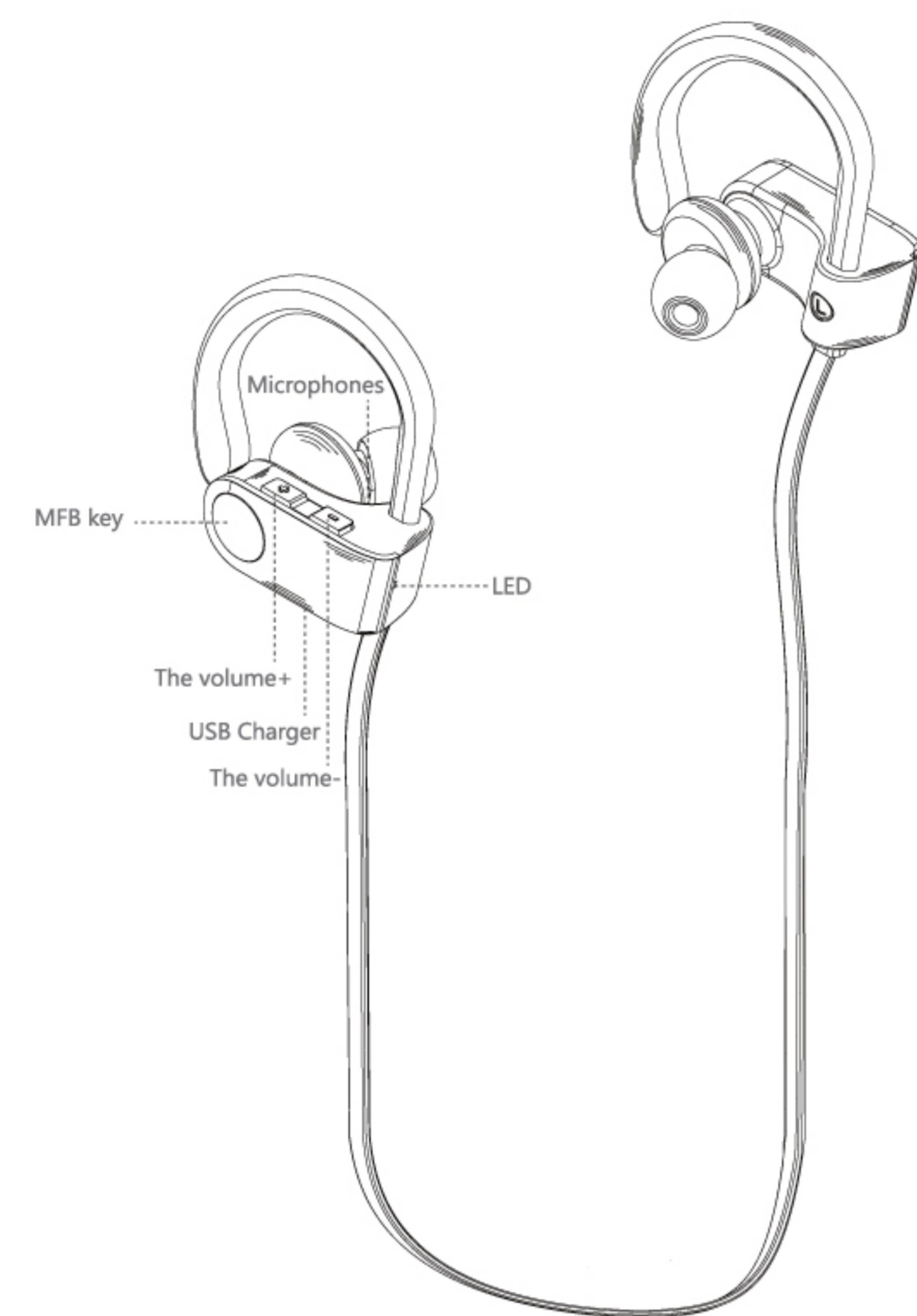


NP11

Wireless Stereo Sport Headset
USER MANUAL

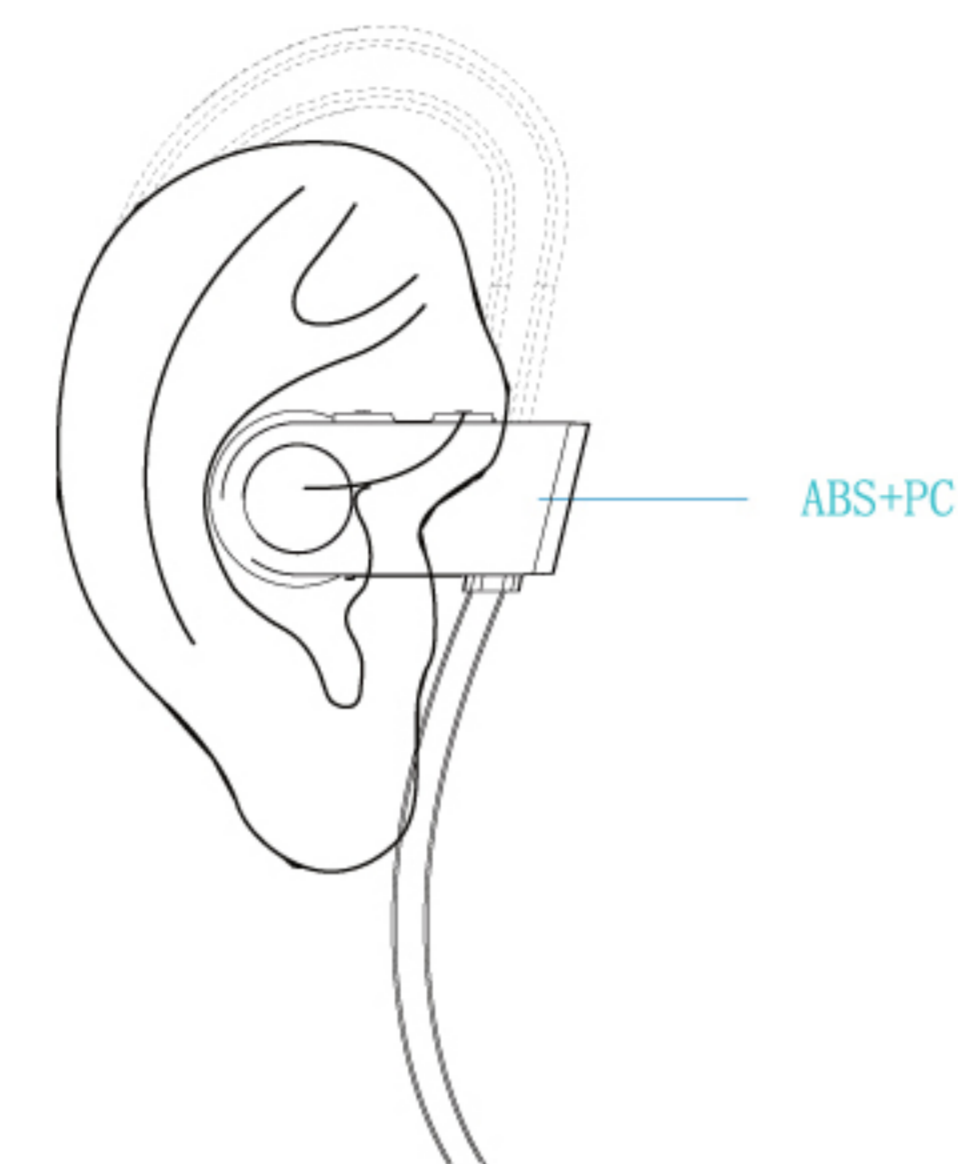
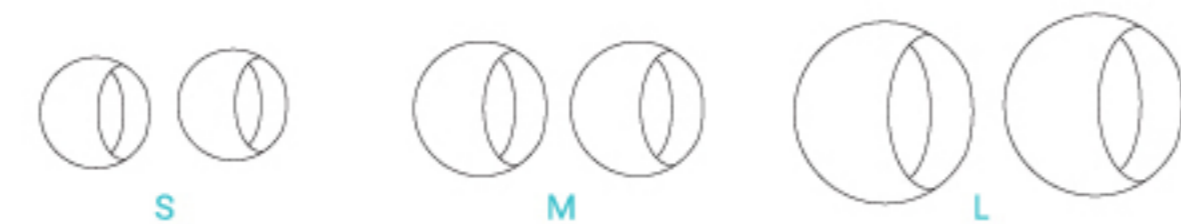
Getting Started

a Power on



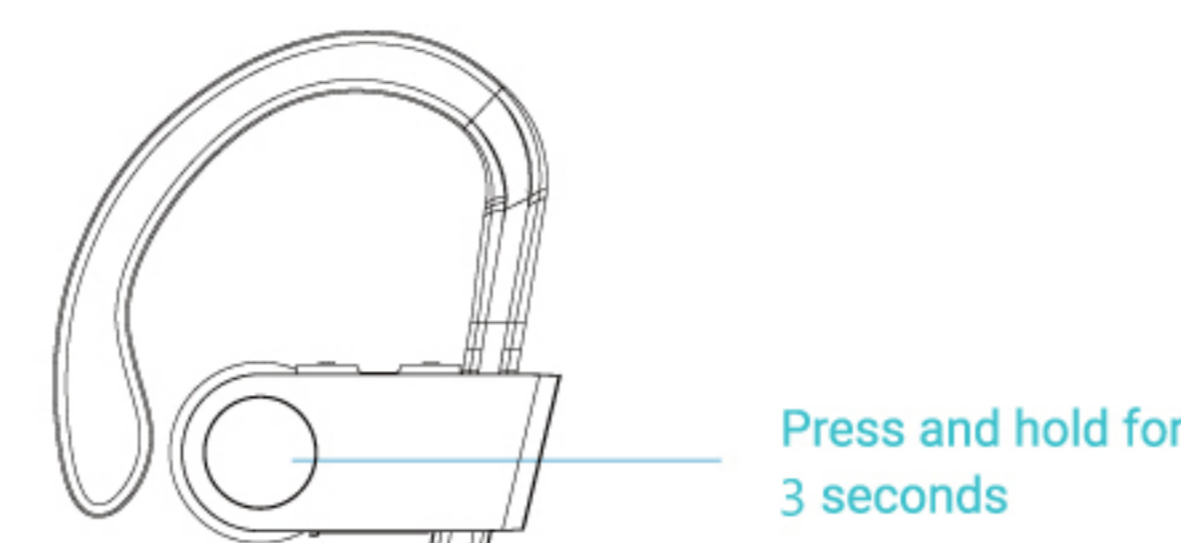
b Fitting and wearing

Ear tips in different sizes



Gently push the earbud into your ear canal and adjust the ear hook to get a comfortable fit.

c Pairing

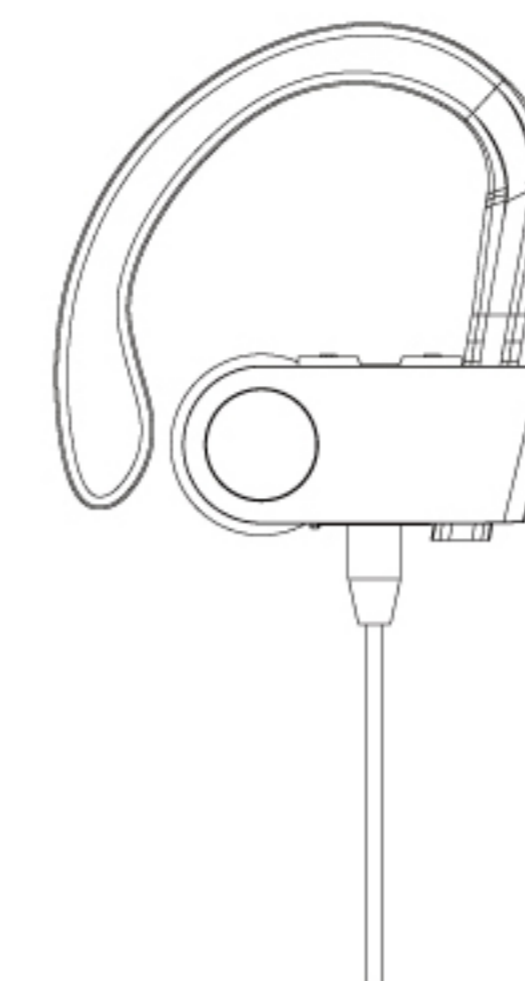


To enter pairing mode, press and hold MFB until the indicator flashes red and blue alternately. (The headset will directly enter pairing mode the first time you turn it on. To enter pairing mode for the next time, you need to follow the above mentioned steps.)



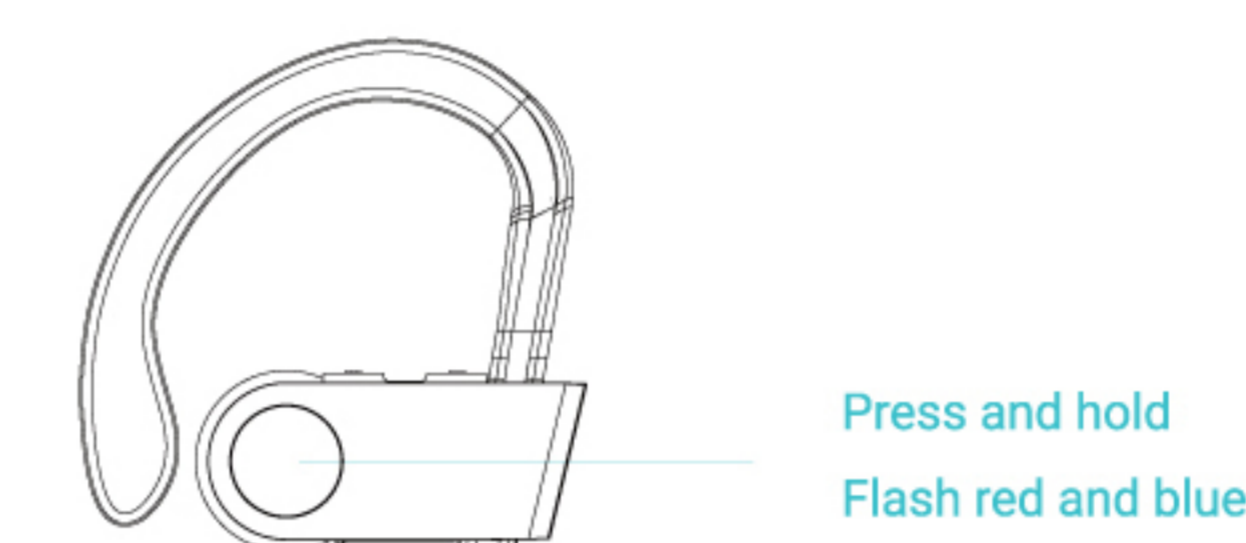
Activate the Bluetooth function of your mobile phone, search and select "NP11" from the devices list to connect.

Charging



When the battery level is low, you will see the indicator flash red and hear a voice prompt.

Factory Reset

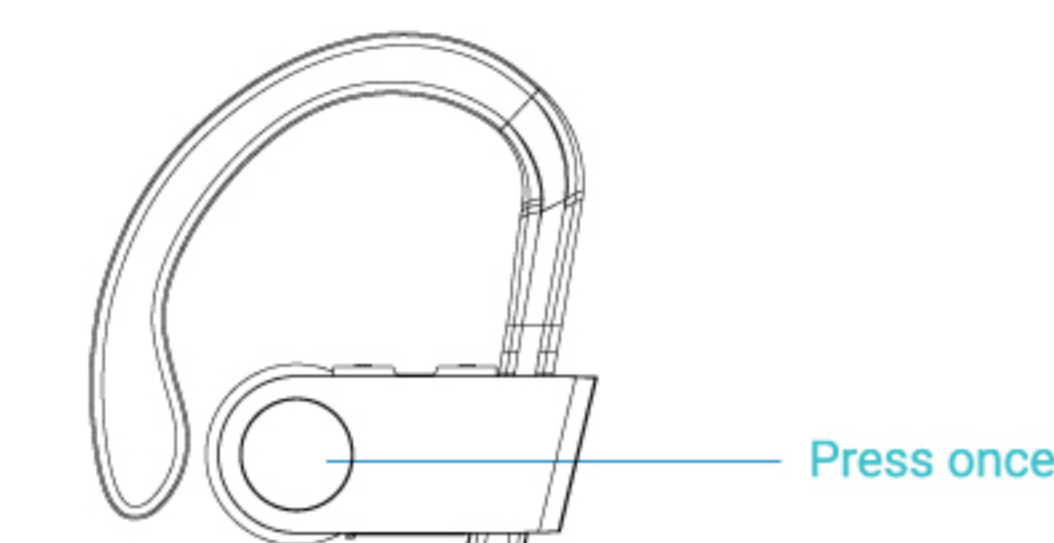


During charging, press and hold MFB until the indicator flashes red and blue alternately.

General Functions

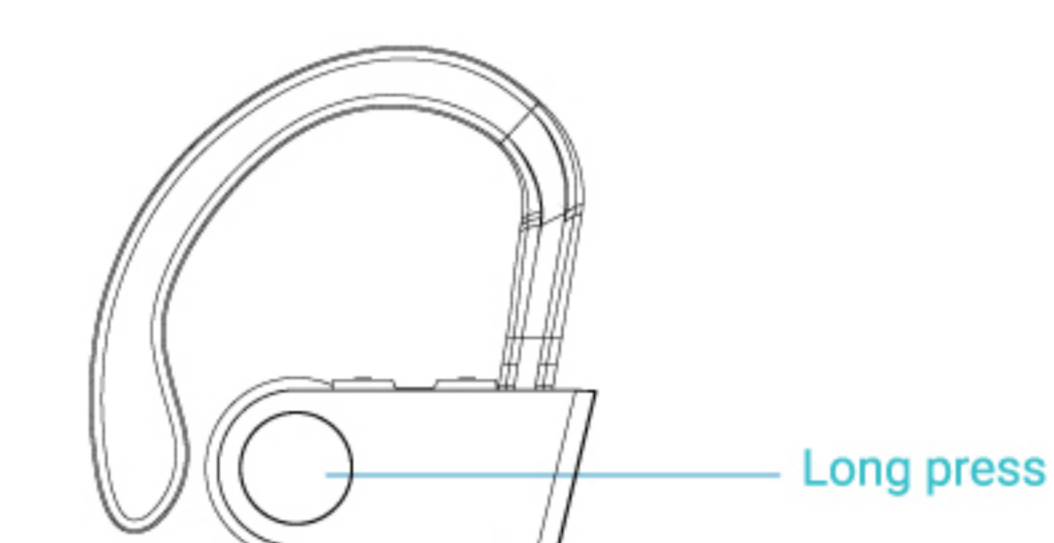
Answer/End a call

When there's an incoming call (indicator flashes blue), press MFB once; press again to end it.



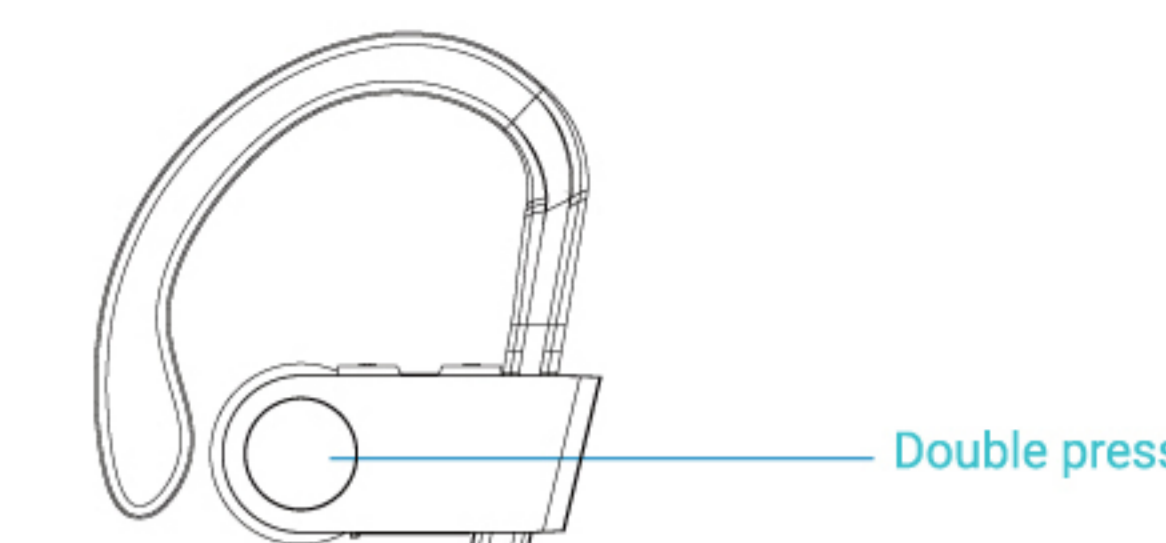
Reject a call

When there's an incoming call (indicator flashes blue), long press MFB for 1 second.



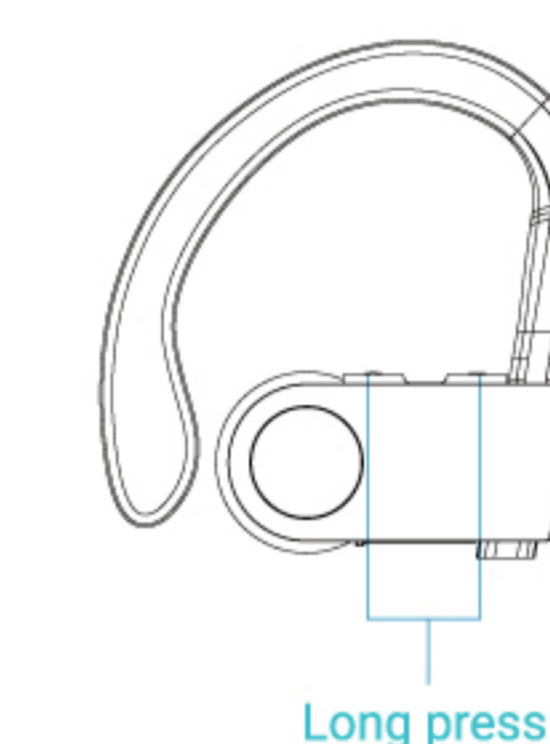
Redial last number

Under headset connecting state double click MFB, you can reach re-dial



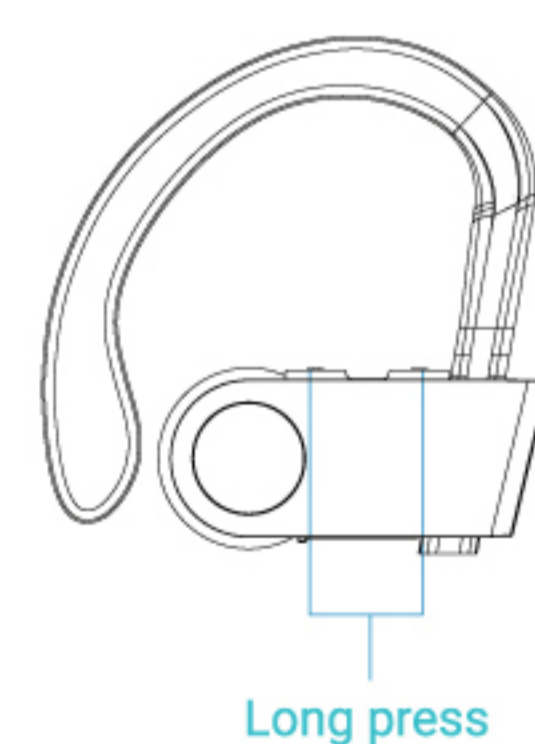
Activate voice control

Under connected state, Long Press Volume + -button for 1 second till you hear voice "Di" then loosen your hand, it will activate voice control function of your phone.



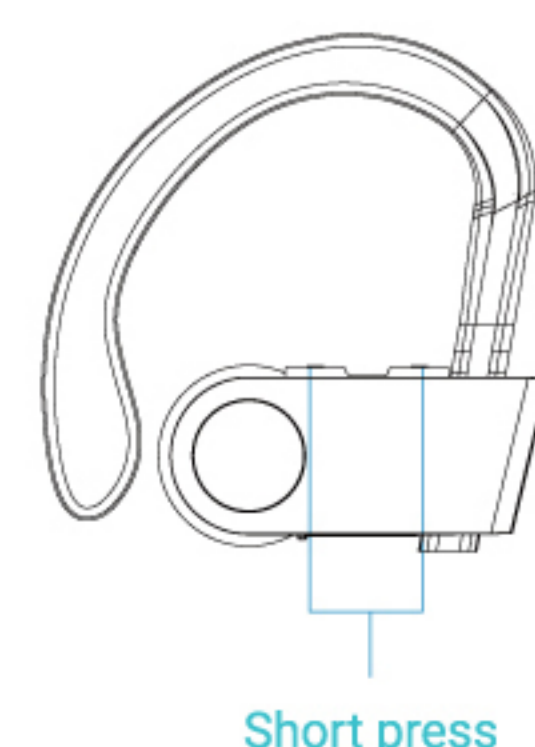
Next/Previous track

When playing music, press Vol +/- for 1 second



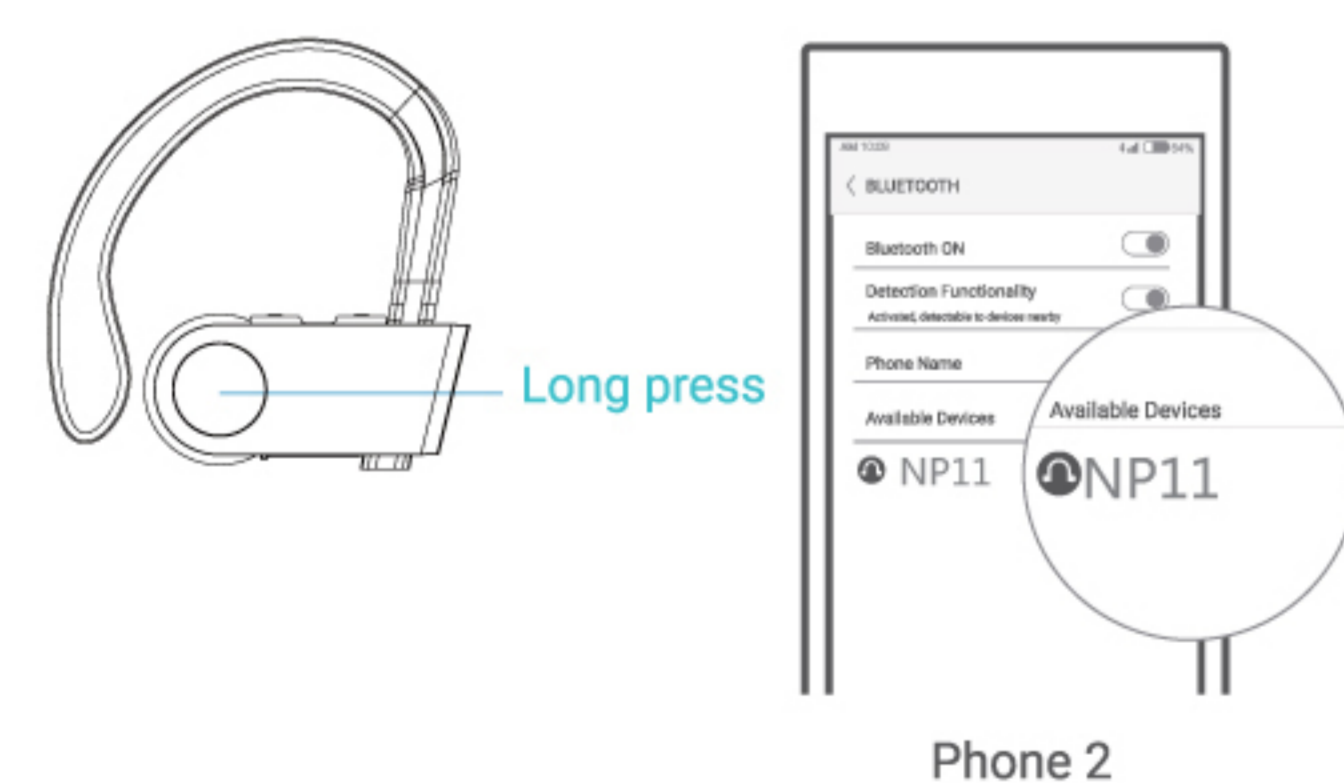
Adjust volume

When on a call or playing music, short press Vol +/- once.



Multi-point Connection

1. Follow the pairing procedure to connect the headset to Phone 1 and turn off the headset.
2. Long press MFB to enter pairing mode again. Activate the wireless function of Phone 2 and search for the headset. Select "NP11" from the devices list and click it to connect.



3. Go back to Phone 1 and select "NP11" from the devices list to finish multi-point connection.



Multiple call handling

When you are already on a call, if there's an incoming call on the other phone, press MFB to answer the 2nd call and put the 1st call on hold. You can switch between the two calls by double pressing MFB.

Play/Pause

When playing music, press MFB once to pause, press again to resume playing.

Activate voice control

Press MFB for 1 second under standby mode to activate voice control of your phone.

Transfer voice between headset and phone

During a call, press MFB for 1 second.

Product Features



BLUETOOTH 4.1

V4.1 Bluetooth version, compatible with over 99% of mobile phones and tablets

Basic Parameters

Bluetooth Version: V4.1	Chipset: CSR 8635
Charging Time: 1~2 hours	Range: 10 meters
Standby Time: 270 hours	Charging Voltage: DC 5V
Bluetooth Profile: HFP/A2DP/HSP/AVRCP	Talk Time: 8 hours

Notes: Playtime varies according to volume level and audio content

For after-sales support, please contact our customer service with your order ID.

Warranty Terms & Conditions

- (the maker of this limited warranty and sometimes referred to as "we" or "us" or "our") warrants to the original retail purchaser (sometimes referred to as "you") of the wireless earphones product that the product will be free from defects in material and workmanship for a period of 6 months from the date of the first retail purchase of the product.
- You must be able to demonstrate the purchase of the product, so please keep proof of purchase.
- You will be responsible for packaging and shipping the product to us, so please keep the original packaging during the warranty period.
- Contact us via the platforms where you purchase this product. Be sure to include the proof of purchase and description of product defects. We have the right to reasonably make all warranty claim decisions.
- This warranty does not cover damages caused by alteration of parts, removal of parts, tampering, or disassembling.
- This warranty does not cover damages caused by neglect or improper use.

FAQ/Trouble Shooting

- Q: I have established connection with my smartphone, but I am not hearing any sound?
- A: Please make sure that you turn up the volume of both devices. Some smartphone requires you to setup the wireless headset as an audio output device before sound is transmitted. Please see the instruction of your smartphone

- of details. If you are using a music player or other wireless device, please make it supports A2DP stereo music profile.
- Q: Why the connection is not stable and cuts out intermittently?
- A: Please make sure there are no objects between the headset and your wireless device; please make sure there is no radio or WIFI interference nearby.
- Q: Can I use the headset while it is charging?
- A: No, you cannot use the headset while it is charging.
- Q: The headset is not responding no matter what I do.
- A: Please try to reset the headset. (see the "Reset" section)
- Q: The sound is not very clear/the caller cannot hear my voice clearly.
- A: Please adjust the volume on your phone and headset. Make sure there is no source of interference nearby. Stay close to your smartphone.

Tips

- Before using the headset, please read the manual carefully and keep it for future references.
- The headset need to be fully charged prior to first-time use.
- If the headset is left unused for over two weeks, please recharge it periodically.
- Use only chargers made by qualified manufacturer.
- If the headset cannot be searched by your phone, please check whether it is in pairing mode; if left unconnected for a long while, the headset will exit pairing mode, please re-enter the mode; if a procedure error of your phone occurs, reboot it; if a procedure error of the headset occurs, reboot or reset it.

Safety Rules

- Never disassemble or modify your headset for any reasons to avoid any damages and danger.
- Do not store the headset in extreme temperatures (under 0°C or over 45°C).
- Avoid using the indicator close to the eyes of children or animals.
- Do not use this headset during a thunderstorm to avoid irregular function and increased risk of electric shock.
- Do not use harsh chemicals or strong detergents to clean the headset.
- Keep the headset dry.

Support

Email us at : support@nootworld.com
Call us at : (908)887-3777
Website : www.nootworld.com