

OAS is...

Celebrate Winter!



Snow Scene Landscape Gift Lesson free with \$50 purchase

Beautiful, simple landscape scene.

GLS004: \$6.95 or free with \$50 purchase

When ordering online, add the lesson

to your cart, then enter code GLSFREE at checkout to receive lesson for free with order of \$50 or more.

Winter 2020
January through March

Inside This Issue

Mechanics of Mastery
page 2

OAS Practice Roll and Oversized
Magic Paper
page 2

Plum is the Winter Gentleman
page 3

Spring is Coming!
page 4

Red Shuen and Red Banner Paper
page 4

Special Brushes for Special Jobs
page 5

OAS Workshops
page 6

IMPORTANT New Website means new
process for receiving free gift lessons:

POSTMASTER NOTE: TIME DATED MATERIAL

www.orientalartssupply.com info@orientalartssupply.com
(800)969-4471 (714)969-4470 FAX(714)969-5897
21522 Surveyor Circle, Huntington Beach, CA 92646
PO Box 6596, Huntington Beach, CA 92615

oriental art supply
OAS 東方

The Mechanics of Mastery *by Evan Yeh*

Over the Holidays, we spent some time thinking about the set of skills that a master Chinese Brush Painter possesses and how we might help our extended OAS Family identify and develop those skills. Of course, whenever one embarks on any journey towards mastery, it helps to be aware of what all mastery-development processes have in common. Whether it be playing a sport, or cooking, or in our case, Chinese Brush Painting, an effective journey towards mastery can be summarized by the following general steps.

Step A: Decide that one will become a master.

Step B: Begin to develop and demonstrate the skills that a master possesses.

Step C: Maintain a positive, joyful attitude even when faced with difficulty or obstacles.

Step D: Create using developed mastery skills.

Step E: Evaluate the output of the creative process, appreciating the things that went well and identifying what you would like to change.

Repeat Steps B-E.

As we get into the more specific process of mastery when it comes to Chinese Brush Painting, it will be helpful to keep this more general process in mind. With that in mind, we will examine the 7 Chinese Brush Painting Mastery Steps:

Chinese Brush Painting Mastery Steps



Step 1: Confidence with the Brush

The evaluation of art is entirely subjective. It is not like sports or mathematics or other hard sciences where objective measurements can be taken to evaluate observations.

One thing is universal amongst impactful art: confidence. Even a layperson can immediately sense if art was done confidently. If this sense is present, the artist effectively creates an impact with their art.

The nature of the brushes, technique, ink and paper in Chinese Brush Painting make the confidence of the artist completely transparent. Initially, when working with a brush, building confidence should be the goal. Paint decisively, using your whole body to move the brush. Think of the brush as an extension of your hand which is an extension of your arm which is an extension of your body. Think of the way someone moves when they do yoga, tai chi, or dancing and move your body and your brush in this way.

A tool that I have found invaluable in building my own personal confidence with a brush is a large piece of “magic” paper. Magic Paper is a special grey-blue paper that allows you to paint strokes with water. The strokes show up black and disappear as the water evaporates. This allows you to “paint” on Magic Paper over and over again. Practicing on rice paper is essential for developing moisture control but prior to mastering moisture, one must develop confidence with the brush. The easiest way to build confidence is through repetition. A large piece of magic paper is a wonderful tool to encourage the type of repetition that not only builds confidence but also a sense of freedom and delight while using a brush. Nothing you do on magic paper is permanent, the only thing that lasts after a session of painting on magic paper is the confidence you gain with the brush!

Another important tool in Step 1 is an OAS Practice Roll. Part of gaining confidence with brushes is removing the scarcity of paper. With handmade single sheets of paper, it is easier to get intimidated. With the 50 foot long continuous Practice Roll, you are likely to feel more free. Also, because the Practice Roll accurately simulates the moisture handling of more expensive handmade papers, you will begin to work on Step 2 of the mastery process and discover how Step 1 and 2 are inter-related.

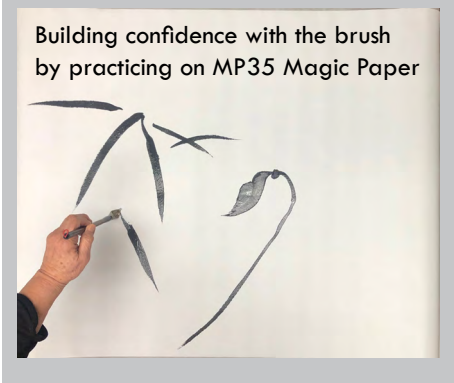
Will you start the journey to Mastery with us? Confidence with the brush awaits all those who embark on this journey! Stay tuned! We plan to discuss the other steps of the Chinese Brush Painting Mastery Steps in future newsletters.

OAS Practice Roll
P03A: \$8.00
12" x 50 feet continuous roll

P03: \$12.00
18" x 50 feet continuous roll

Oversized Magic Paper
MP35: \$30.00
28.5" x 35"

MP59: \$40.00
28.5" x 59"



Plum is the Winter Gentleman!



The four basic subjects in Chinese Brush Painting are referred to as the Four Gentlemen. They are: Bamboo, Plum, Orchid and Mum. Focusing on these four subjects can help you develop the fundamental techniques that unlock the most joy during painting. Each of the Four Gentlemen is chosen to represent a season. Plum is the Winter Gentleman!

Formerly China's national flower, the plum embodies qualities of resilience and perseverance as it can often be seen blooming in the cold of winter. China recently changed its national flower from the Plum to the Peony, rejecting a cultural symbol of resilience through hardship in favor of a symbol of abundance and honor. Regardless of its status as China's official flower, winter is the season of Plum!

Fundamentals of Chinese Flower Painting: Plum Volume 1

An accessible, relatively short book (80 pages) that provides element-focused instruction for Plum. (Trunk, branches, flowers). Artist/author is the renowned Chow Su-sing.

MO01: \$15



Chinese Flower Painting 2: Plum Video

Ning Yeh takes you through two stunning plum compositions with stroke-by-stroke video instruction. There is also element work on just the Plum blossoms. 2 full hours of instruction!

[DV307-08: 2 DVDs \\$34.95 reg. \\$50.00](#)

[OASLife.com download \\$14.95](#)

[OASLife.com stream on demand \\$9.99 per month](#)




Plum Blossom in Gong-bi Style Lesson Booklet

High quality fineline instruction is difficult to find. Ling Chi and Ja-Shin have collaborated to develop a format that works and always receives compliments!


[WSF0003: \\$8.50](#)

16 pages



Spring is Coming... Orchid is the Spring Gentleman!

It's already characteristically warm here in Orange County so we are seeing signs of Spring! The beautiful grass orchid is the Four Gentlemen's symbol of Spring. With it's graceful leaves and delicate petals it is, in many ways, the most simple of the four gentlemen subjects.



[Fundamentals of Chinese Flower Painting: Volume 2 - Orchid](#)

MO02: \$15.00

63 pages, Chinese/English

One of our more popular books not written by Ning Yeh. The book was out of print for a time but has been reprinted.

Features both spontaneous and fine-line style in both color and ink only.

Designed to build a firm understanding of the fundamental methods for rendering the Orchid. Artist Chow Su-sing teaches in a key elements-focused, illustrative manner, detailing traditional painting techniques.

[Red Shuen Paper](#)

Perfect for this time of year. Great for calligraphy, ink subjects or even lighter or metallic colors like white, silver or gold. In Chinese culture Red is a symbolic color for good fortune and Joy.

[Red Shuen Paper](#)

P04RD: 5 Full Sheets \$17.50

5 Full Sheets 27"x54"



Simple flower painting on red shuen paper with ink and metallic paints

[Red Banner Paper](#)

The type of paper that is often used to make the red envelopes that are given to loved ones for Chinese New Year. This non-absorbent paper is subtly decorated and great for painting simple compositions to give away for gifts and even making your own DIY envelopes.

[Spring Banner Paper](#)

PN01A: 10 Cut Sheets \$5

10 Cut Sheets (10 3/8"x 14 1/2")



Hand painted Valentines Day Card on Red Banner Paper

Special Brushes for Special Jobs

We are highlighting several of our most indispensable specialty brushes. Once you have your four basic brushes (2 hard, 2 combination), you'll want to add some or all of these brushes to your collection.

BIFF Brush (L)

C4E: \$19

tip: 1 1/4" x 3/4"



The BIFF Brush is versatile in its own right but it has one thing it does better than any other brush: painting perfect bamboo trunks is easy with the BIFF Brush!

4 1/2" Wash Brush

F6: \$18



This 4 1/2" wash brush is excellent for adding backgrounds to landscape paintings or any composition that would benefit from a wash. This brush is the perfect tool for painting giant bamboo trunks. Also, Ning Yeh has pioneered some exciting single stroke techniques using large wash brushes demonstrated in his Closeup Poppy Lesson.

Mountain Horse Brushes

H2J Mtn. Horse Fine: \$14

tip: 1 3/16" x 3/16"

H2H Mtn. Horse Small: \$16

tip: 1 1/4" x 1/4"

H2G Mtn. Horse Medium: \$19

tip: 1 1/2" x 5/16"

H2EB Mtn. Horse Ltd. Ed. B: \$25

tip: 1 5/8" x 5/16"

H2FL Mtn. Horse Large: \$27

tip: 2 3/8" x 3/8"



Mountain Horse Brushes are great for two different purposes. With ample moisture they are dynamic brushes for painting line and blade strokes. As the brushes get drier, they are excellent for textures like rocks for landscapes and branches and trunks.

Phoenix Brush

C8: \$90

tip: 3 1/8" x 7/8"



Dragon Brush

H3: \$75

tip: 2 5/8" x 3/4"

The Phoenix and Dragon are our two largest brushes that we carry regularly. They are useful for painting large leaves like lotus or iris. The Dragon brush is made of stiffer hairs so it holds a point more effectively, while the Phoenix has softer hairs that produce more volume. Either is great for simple ink demonstrations when the painting strokes should be larger so they can be more easily seen by an audience.

OAS Workshops

Spring Workshop May 28th-31st

Fineline with Ling Chi - Crane

Thursday 5/28/20: 9:30AM-3:30PM
\$120


Spontaneous Style Brush Painting with Ning Yeh (Mandarin Ducks, Lotus, Lake Morning Landscape)

Friday, Saturday, Sunday (5/29-5/31)
9:30AM-3:30PM \$400

Four days of exciting painting instruction combined with excellent hosting and delicious, healthy home cooked lunches make for a wonderful, artistically expanding experience worth traveling for.

Spots limited to the first ten enrollees!

Call 800-969-4471 to reserve your spot!




Fineline with Ling Chi 'Crane'



Spontaneous Style with Ning Yeh 'Mandarin Ducks'



Spontaneous Style with Ning Yeh 'Lotus'



Spontaneous Style with Ning Yeh 'Lake Morning Landscape'

Save the date! Summer Workshop July 9th-12th

Our workshops tend to fill up quickly. Late July is a wonderful time to visit our Orange County location as our close proximity to the beach makes for beautifully mild summer weather.

Spots limited to the first ten enrollees!

Call 800-969-4471 to reserve your spot!



Summer Workshop Fineline with Ling Chi 'Yellow Rose'.

Spontaneous Style subjects with Ning Yeh TBD

OAS Order Form

NAME _____

ADDRESS _____

CITY _____ STATE _____ ZIP _____

PHONE () _____ EMAIL _____

HOW TO PLACE AN ORDER:

When placing an order be sure to write in your name, address, phone number and email address on the order form. When you have finished writing your order, please total the items including shipping (and tax where applicable). This will help us to serve you more efficiently. Thank you!

PAYMENT METHODS

OAS accepts checks, money orders, Visa, Mastercard, Discover & American Express. Please make checks and money orders payable to OAS and mail to:
Oriental Art Supply
P.O. Box 6596
Huntington Beach, CA 92615-6596

- To pay with a credit card, please call 1.800.969.4471, Monday through Friday, 9:00AM - 4:00PM, Pacific Standard Time.

MONEY BACK GUARANTEE

If you are not satisfied with your order, you are entitled to a refund. Returns are accepted on approval within 30 days of purchase. We cannot accept returns on videos, DVDs, seals, signature or sale items. Shipping and handling fees are non-refundable.

For returns, package all materials securely and mail with prepaid postage to:

Oriental Art Supply
21522 Surveyor Circle
Huntington Beach, CA 92646

NEW SIMPLE SHIPPING OPTION - OAS CHOICE

In our continuing quest to simplify our online ordering process, we've created a new Default Shipping option for orders submitted via our website. This shipping method is called OAS Choice and shipping is computed according to order amount, according to the following table:

ORDER AMOUNT	SHIPPING COST
\$0 - \$99.99	\$9.95
\$100 - \$199.99	\$14.95
\$200 - \$499.99	\$15.95
\$500+	FREE

When choosing OAS Choice, actual shipping will be done with a mixture of methods, but most often shipping will be done via USPS Priority Mail or UPS Sure Post. Shipping time varies between 2-8 business days depending on method and proximity to OAS.

You can still choose your own shipping method if you wish (USPS or UPS). However, this OAS Choice shipping method is a way to reduce your shipping costs by giving OAS the choice to ship the package in the most economical way.

SHIPPING OUTSIDE U.S. AND AIR

Priority and expedited shipping is available on request. All other shipping including priority, expedited, wholesale, shipping to locations outside the continental U.S. are billed at actual costs to OAS, starting at \$9.50.

CALCULATING SHIPPING FOR CHECK PAYMENT

If you prefer to pay by check, please use our website (www.orientalartsupply.com) to calculate your shipping or phone OAS at our toll free number to include enough funds.

NEW! GIFT WITH PURCHASE POLICY

If you wish to receive our Gift with Purchase items, submit online the appropriate promo code or mention by phone or mail order to ensure we include it in your order. This helps us avoid duplicate releases or patrons who wish not to receive the offer. One gift lesson per order that qualifies.

If you forget to mention or enter the promo code, you may receive it in your next order by making the request in the fulfillment notes or paying the postage necessary to mail it to you.

We have a new website. To receive your free gift lesson with your website order, please add the lesson to your shopping cart and input the promo code GLSFREE when you check out. The price on the lesson will be changed from the regular price to FREE if your order is over \$50 and the promo code is inputted correctly during check out.

Pricing subject to change without notice. For our complete product line, visit us online at www.orientalartsupply.com

PRODUCTS FEATURED IN THIS NEWSLETTER:

		Qty.	Total
Snow Scene Landscape Gift Lesson <i>cover</i>			
GLS004	Snow Scene Gift Lesson free with \$50 purchase	\$6.95	_____
Mechanics of Mastery <i>page 2</i>			
P03A	12" OAS Practice Roll	\$8.00	_____
P03	18" OAS Practice Roll	\$12.00	_____
MP35	Large Magic Paper 28.5" x 35"	\$30.00	_____
MP59	X-Large Magic Paper 28.5" x 59"	\$40.00	_____
Plum is the Winter Gentleman <i>page 3</i>			
M001	Fundamentals of Chinese Flower Painting: Volume 1: Plum by Chow	\$15	_____
DV307-08	Chinese Flower Painting 2 Plum 2 DVD Set	\$34.95	_____
	OASLife.com Digital Video Download	\$14.95	_____
	OASLife.com On Demand Streaming		_____
	Monthly Membership	\$9.95	_____
WSF0003	Plum Blossom in Gong-bi Style Lesson Booklet	\$8.50	_____
Spring is Coming <i>page 4</i>			
M002	Fundamentals of Chinese Flower Painting: Volume 2: Orchid by Chow	\$15	_____
P04RD	Red Shuen Paper: 5 Full Sheets (27"x54")	\$17.50	_____
PN01A	Spring Banner Paper: 10 Cut Sheets (10 3/8"x14 1/2")	\$5.00	_____
Special Brushes for Special Jobs <i>page 5</i>			
C04E	Large BIFF Brush	\$19.00	_____
H2J	Mountain Horse Fine	\$14.00	_____
H2H	Mountain Horse Small	\$16.00	_____
H2G	Mountain Horse Medium	\$19.00	_____
H2H	Mountain Horse Lt. Ed. B	\$25.00	_____
HFL	Mountain Horse Large	\$27.00	_____
F6	4.5" Wash Brush	\$18.00	_____
C8	Phoenix Brush	\$90.00	_____
H3	Dragon Brush	\$75.00	_____

Total Your Order

Subtotal (from both pages)	\$	_____
CA Residents add 7.75% Sales Tax	\$	_____
Shipping	\$	_____
OAS ships all regular orders through UPS Ground. Shipping and handling is computed according to weight and location.		
Grand Total	\$	_____

OAS Core Products

SETS		Qty.	Total
SET1	Artist's Set (@)	\$65.00	
SET2B	Intro Calligraphy Set	\$16.99	
SET2	Calligraphy Set (^)	\$50.00	
SETUA	Ultimate Artist's Set (#)	\$300.00	
SETDV601B	Intro Brush Painting Set	\$19.99	
SETDV601	Orchid & Bamboo Beg. Set (%)	\$50.00	
BRUSHES			
Brush Sets			
PBSET01	Premium Brush Set	\$65.00	
HCPRE	PRE-Series Intro Brush Set	\$35.00	
Best Hard Brushes			
H1C	Happy Dot (#)	\$12.00	
H2E	Orchid Bamboo S (%)	\$22.00	
H2C	Orchid Bamboo M	\$25.00	
H2D	Orchid Bamboo L (#)	\$31.00	
H3	Dragon	\$75.00	
H6F	Spring XL	\$38.00	
Best Combination Brushes			
C2M	Mini OAS Flow	\$15.00	
C2C	OAS Flow (^ #)	\$17.00	
C2B	OAS Medium Flow	\$23.00	
C2D	OAS Large Flow (#)	\$25.00	
C2E	OAS Super Flow	\$35.00	
C8	OAS Phoenix	\$90.00	
Quality Brushes			
H1A	Best Detail	\$7.50	
H2A	Idea (@)	\$10.00	
H2B	Big Idea	\$12.00	
C2A	Flower Bird (@)	\$15.00	
Specialty Brushes			
H1B	Landscape	\$10.00	
H1J	Leaf Vein	\$7.50	
H2J	Mtn. Horse Fine	\$14.00	
H2H	Mtn. Horse Small	\$16.00	
H2G	Mtn. Horse Medium (#)	\$19.00	
H2FL	Mtn. Horse Large	\$27.00	
F3	1.5" Wash Brush	\$8.50	
F1	2.5" Wash Brush (#)	\$13.00	
F5	3" Wash Brush	\$15.00	
F6	4.5" Wash Brush	\$18.00	
C4C	Biff 1 Brush	\$17.00	SOLD OUT
C4E	Biff 2 Brush	\$19.00	
Brushes For Pottery			
S2	Basic Soft	\$5.00	SOLD OUT
H2	Basic Hard	\$3.50	
Fine-Line Brushes			
H1D	Red Bean	\$5.00	
H1F	Red Feather Small	\$6.00	
H1G	Red Feather Large	\$7.50	
S1B	Fine Soft Small	\$8.00	
S1C	Fine Soft Medium	\$9.00	
RICE PAPER - RAW			
Single Shuen (formerly Best Shuen)			
P10	10 Sheets, 27" x 54"	\$28.00	
P10P	100 Sheets, 27" x 54"	\$195.00	
Premium Double "Jade Plate" Shuen			
P27	10 Sheets 27" x 54"	\$40.00	
P27P	100 Sheets 27"x54"	\$320.00	
Premium Double Shuen			
P27BL	24 Sheets 13.75" x 18"	\$28.00	
Vintage Double Shuen			
P25BL	24 Sheets 13.75" x 18"	\$24.00	
Practice Shuen			
P03B	Practice Shuen 48 Sheets 13.75" x 9" (%)	\$9.50	
P03BL	Practice Shuen 48 Sheets 13.50" x 17.75"	\$25.00	
Double Shuen (SP)			
P25	10 Sheets 27" x 54"	\$32.00	
P25P	100 Sheets 27" x 54"	\$240.00	

RICE PAPER - WET-ON-WET		Qty.	Total
Ma Paper			
P6	10 Sheets 30" x 56"	\$35.00	
P6P	100 Sheets 30" x 56"	\$260.00	
Pi Paper			
P11	Thin 10 Sheets 30" x 54"	\$35.00	
P11X	Thin 10 Sheets 26" x 37"	\$24.00	
Sized Shuen			
P18H	Glass 5 Sheets, 27" x 54"	\$15.00	
P14B	Shimmer 5 Sheets, 27" x 54"	\$25.00	
P14C	Cicada 5 Shts, 52 1/2" x 25-3/4"	\$35.00	
Colored Patterned/Textured Paper			
5 Sheet Rolls 26" x 52"			
P16	White Gold Fleck	\$15.00	
Other Practice & Calligraphy Paper			
P03A	Practice Roll 12" x 600"	\$8.00	
P03	Practice Roll 18" x 600"	\$12.00	
P03C	Calligraphy Grid 100 Sheets	\$6.00	
P3M	Moon Palace Paper	\$12.00	
Mounting Paper			
PAM	Mounting Sampler	\$20.00	
P15P	Chinese Mounting 38" x 328"	\$175.00	
P15-24P	Chinese Mounting 24" x 328"	\$80.00	
P15	Chinese Mounting 38" x 8"	\$16.00	
P15-24	Chinese Mounting 24" x 8"	\$12.00	
P7	Western, 5 Shts 26" x 40"	\$12.00	
Paper Samplers			
LP001	Paper Fundamentals	\$15.00	
Card Making Accessories			
POC	Paint Your Own Cards	\$12.95	
CHINESE CHIP COLORS			
CC01	Yellow (@ #)	\$7.50	
CC02	Burnt Sienna (@)	\$5.00	
CC03	Indigo (@ #)	\$7.50	
CC04	Red (@ #)	\$5.00	
CC05	Vermilion (@ #)	\$7.50	
CC06	Crimson	\$5.00	
CC07	Sky Blue	\$5.00	
CC08	Dark Red	\$5.00	
CC09	Lemon Yellow	\$5.00	
CC10	Rouge	\$5.00	
WATERCOLORS & SETS			
CS01	Marie's Watercolor Set	\$10.99	
CS02	8-Piece Ideal Companion Set	\$7.99	
CS03	12-Piece Ideal Companion	\$9.99	
CS04	Japanese Watercolors	\$40.99	
W2	Martin's Bleed Proof White 1oz.	\$13.99	
W6	DaVinci White (37ml)	\$13.99	
WCSK050	Sakura White (30ml)	\$12.99	
INK			
I02RJ	Suzuri Stone	\$12.00	
I02	Ink Stone (^ %)	\$15.00	
I04	Best Bottle Ink (#)	\$15.00	
I08	Shanghai Premium Ink Stick	\$20.00	
I09	Yellow Mt. Pine Smoke Ink Stick (^)	\$15.00	
I19A	Wu Chu Student Ink 60cc	\$5.00	
I19	Wu Chu Ink 300cc	\$12.95	
I14	500K Oil Ink Stick (%)	\$15.00	
PORCELAIN			
CW30	Large Dish Set (#)	\$30.00	
CW30A	Large Dish	\$6.50	
CW45	Sm. Flower Plate	\$9.00	
CW60	Lg. Flower Plate (#)	\$11.50	
CW50	Lg. Water Bowl (#)	\$25.00	
ACCESSORIES			
BR08A	Bamboo Brush Roll with single layer pockets	\$9.95	
BR10	Brush Hanger	\$40.00	
BRP-D	Brush Rest	\$15.00	
PW1	Paperweight Pair	\$35.00	
M1A	Mounting Paste	\$9.95	
M2	Mounting Applicator	\$6.95	
M3	Mounting Presser	\$8.95	
FELT	Felt, 24" x 36" grey or white (#)	\$8.00	
PB	Plastic Waterbowl	\$10.00	
BP2	Plastic Flower Plate (1/2) (%)	\$10.00	
ACBC04	Bamboo Brush Cup	\$5.00	

INSTRUCTIONAL DVDS			
"Chinese Brush Painting with Ning Yeh"			
Emmy Award Winning Best Instructional Series			
		Qty.	Total
DV01	Introduction (30 min.)	\$25.00	
DV02-03	Orchid (60 min.)	\$30.00	
DV04-06	Bamboo (90 min.)	\$40.00	
DV07	Panda (30 min.)	\$25.00	
DV08-10	Camellia (90 min.)	\$40.00	
DV11-12	Amaryllis (60 min.)	\$30.00	
DV13-15	Peony (90 min.)	\$40.00	
DV16-17	Horse (60 min.)	\$30.00	
DV18	Landscape Demo (30 min.)	\$25.00	
DV19-20	Signature, Seal & Mounting (60 min.)	\$30.00	
DV21	Entire Series 10 DVD Set	\$200.00	
"Chinese Flower Painting 1 - Flower Series"			
DV101-102	Introduction (#) (60 min.)	\$16.99	
DV201-202	Iris (60 min.)	\$36.00	
DV203-204	Poppy (60 min.)	\$36.00	
DV205-206	Lotus (60 min.)	\$36.00	
DV207-208	Begonia (60 min.)	\$36.00	
DV209-210	Chrysanthemum (60 min.)	\$36.00	
DV211-212	Night-Blooming (60 min.)	\$36.00	
DV213-214	Peony (60 min.)	\$36.00	
DV215-216	Hydrangea (60 min.)	\$36.00	
DV217-218	Cattleya (60 min.)	\$36.00	
DV219-220	Magnolia (60 min.)	\$36.00	
DV221-222	Hibiscus (60 min.)	\$36.00	
DV223-224	Lilac (60 min.)	\$36.00	
DV225-226	Gladiolus (60 min.)	\$36.00	
DV227-228	Cymb. Orchid (60 min.)	\$36.00	
DV229-230	Entire Series 15 DVD Set	\$300.00	
"Chinese Flower Painting 2 - Flowering with Ning"			
DV301	Pansy (60 min.)	\$36.00	
DV302	Tulip (60 min.)	\$36.00	
DV303	Morning Glory (60 min.)	\$36.00	
DV304	Fuchsia (60 min.)	\$36.00	
DV305	Calla Lily (60 min.)	\$36.00	
DV306	Rose (60 min.)	\$36.00	
DV307-08	Plum 1 & 2 (120 min.)	\$34.95	
DV309	Orchid (60 min.)	\$36.00	
DV310	Bamboo (60 min.)	\$36.00	
DV311-12	Chrysanthemum (90 min.)	\$39.95	
DV313	Cyclamen (60 min.)	\$36.00	
DV314	Dutch Iris (60 min.)	\$36.00	
DV315	Hollyhock (60 min.)	\$36.00	
DV316	Wisteria (60 min.)	\$36.00	
DV317	Sunflower (60 min.)	\$36.00	
DV318-19	Water Lily (120 min.)	\$50.00	
Additional DVDs			
DV501	Goldfish	\$36.00	
DV502	Panda (Animal Series)	\$36.00	
DV505	Swallow	\$36.00	
DV507	Crane	\$36.00	
DV508	Dragonfly	\$36.00	
DV514	Koi	\$36.00	
DV601	Orchid & Bamboo (%)	\$16.99	
DV602	Chrysanthemum & Plum	\$29.95	
DV608	Season's Greetings	\$24.95	
DV614	Marbling	\$36.00	
STEP-BY-STEP INSTRUCTIONAL BOOKS			
BK01	An Instructional Guide #	\$24.50	
BK02	ABC of Chinese Painting	\$29.00	
BKNY01-04	108 Flowers Set (Books 1-4)	\$96.00	
BKNY01	108 Flowers Book 1 by Yeh	\$24.00	
BKNY02	108 Flowers Book 2 by Yeh	\$24.00	
BKNY03	108 Flowers Book 3 by Yeh	\$24.00	
BKNY04	108 Flowers Book 4 by Yeh	\$24.00	
BKNY06	Landscape Lessons by Yeh	\$29.95	
BK06	Flowers and Birds: Perspective	\$30.00	
BK07	100 Flowers by Yang	\$35.00	
BK11	Drawing Lotus	\$30.00	
BK12	Ling-nan 1: Flower Vegetable	\$30.00	
BK13	Ling-nan 2: Insects/Fish/Birds	\$30.00	
BK16	Drawing Trees	\$30.00	
BK17	Drawing Mountains and Water	\$30.00	
BK18	Landscape in Four Seasons	\$30.00	
BK19	Paintings of Animals	\$18.00	
BK20	Goldfish and Golden Carp	\$30.00	
BK21	Painting Cat & Tiger	\$30.00	