

**OAS is...**  
Flurrying through Winter!



## Winter 2022

January through March

### Inside This Issue

**Year of the Tiger - Chinese New Year**  
page 2

**NEW Limited Ning Yeh Art Paperweights!**  
page 3

**A Time to Release Everything Unwanted**  
page 4

**Everything Red and Loud**  
page 5

**Plum Blossom, a Symbol of Perseverance**  
page 6

**A Story of Dismantling a False Belief**  
page 7

**Gong-bi Painting - Tools and Inspiration**  
pages 8 and 9

**Moisture Control Tips and Tricks**  
page 10

POSTMASTER NOTE: TIME DATED MATERIAL

www.orientalartsupply.com info@orientalartsupply.com  
(800)969-4471 (714)969-4470  
21522 Survevor Circle, Huntington Beach, CA 92646  
PO Box 6596, Huntington Beach, CA 92615

oriental art supply  
**OAS** 子

# Year of the Tiger ~ Chinese New Year

This year is the Year of the Tiger (2022) which makes it an opportune time to whip up those tigers you've been wanting to paint!

We want to enable you to paint tigers on your own so that you will have a robust collection by the Chinese New Year. How many of you would agree that time flies? Before you know it, the Chinese New Year will be here, so get started!

Were you born in the Year of the Tiger? If you were born in any of the following years, then your Chinese Zodiac Sign is the Tiger: 1926, 1938, 1950, 1962, 1974, 1986, 1998, 2010, and 2022.

## Best Brushes for Animal Paintings

"What brush should I use for animal painting?"

When painting animals, we highly recommend using a **larger combination** brush (a brush with soft hairs on the outside and stiffer hairs on the inside).

Combination Brushes give you versatility for varied stroke shapes but have enough body to give you a sense of control. Two of our favorite brushes are our Full Lotus Brush and Super Flow Brush.

When painting animals, it is easier to work in a larger scale. Larger animal paintings are more forgiving and allow you to embrace the spontaneity of Chinese Brush Painting!

The OAS Super Flow's body is a bit longer, making it more nimble.

The Full Lotus Brush has a fuller body, which offers more stability.

**CSP04: Full Lotus Brush - \$39**

**C2E: OAS Super Flow Brush - \$40**



## Vintage Double Xuan (Shuen) AO

Back when we originally released this paper, it possessed this wonderful quality where it would "dither" around the edges, making it perfect for animal paintings where you want to allude to their furry nature.

**P24A: 12 Cut Sheets - \$11**



## Chinese Animal Painting: Tiger

For those of you who learn better from watching ten seconds of a demonstration than reading 10 paragraphs from a book, this is for you! Ning Yeh provides clear, step-by-step instructions so that you can confidently complete your own tiger painting!

This set includes two 60-minute DVDs.

**DV511-516: DVD Set - \$50**



## Painting Cat & Tiger by Shih Po-yun

Only 13 copies left!

Artist Shih Po-yun gives the reader a technical breakdown of how to paint the cat and tiger from skeletal structure to gesture. He offers a multitude of beautifully rendered compositions for the growing artist to emulate, as well as creative ideas for background treatment. Subjects include tigers, cats and kittens.

126 pages, Chinese/English

**BK21: Painting Cat & Tiger - \$30**

## NEW Limited Edition - Ning Yeh "The Four Gentlemen" Paperweights

Everyone loves Ning Yeh's artwork and what better way to showcase his work than in these paperweights? These elegant paperweights are perfect for keeping your paper flat, adorning your work station or decorating your bookshelf! We've been working hard on keeping these paperweights a secret and want our OAS Family to be the first to have these!

These are limited paperweights and will not be restocked once they sell out!

Paperweight Dimensions: 100mm (approximately 4") diameter

PWNYSET: Set of 4 Paperweights "The Four Gentlemen" - **\$40** (reg. \$48)



**Plum Blossom Ning Yeh Paperweight**  
PWNY001: Plum Blossom Paperweight - \$12



**Orchid Ning Yeh Paperweight**  
PWNY002: Orchid Paperweight - \$12



**Bamboo Ning Yeh Paperweight**  
PWNY003: Bamboo Paperweight - \$12



**Chrysanthemum Ning Yeh Paperweight**  
PWNY004: Chrysanthemum Paperweight - \$12

# A Time to Release Everything Unwanted

by Evan Yeh

Many of the things that people hold onto have no actual benefit. Things like regret, remorse, guilt, and shame have no useful purpose in one's life. They are really mechanisms of control that people often use to influence other people to behave in certain ways.

Most of these feelings and habits evolve from one simple idea. Once upon a time, someone thought it was a good idea to associate some amount of trauma with an important lesson so that people would remember.

When my father was originally learning painting, his teacher would slap his hand with a ruler when he held his brush in an improper position. This minor trauma was really a tool to say, "Ning, remember to hold your brush properly."

This is a shortcut for a teacher who is unwilling to take the time to explain the logical cause and effect relationships around what they are wanting to teach and allowing their student to make their own decision.

Instead of saying, "when you hold your brush improperly, your strokes are inconsistent and lack energy," slapping someone's hand with a ruler is an immediate and easy way for the teacher to imprint in the student's mind, "remember this important lesson."

Now, this example is relatively harmless, but imagine if the student held on to the trauma of this little hand slap and replayed it in their minds over and over again. What if they remembered how embarrassed they felt when their schoolmates laughed at them. Or they decided to punish themselves over and over again for making this error and causing themselves this humiliation. The replaying of trauma can be so distracting that it can cause someone to forget the original lesson, thus defeating any benefit it may have had.

This is why people like the New Year when we can, in one fell swoop, wipe the slate clean and start over with renewed optimism and the lightness of being that comes with releasing all of our gathered emotional baggage.

What if we adopted this thinking year round? If we realize that life is giving us constant feedback on our efforts to create our own experience and we attentively learn and remember these life lessons, we can methodically become masters of creating the experiences we desire in life.

With this type of awareness, trauma is not needed as a tool for remembering and we can immediately let go of any baggage or avoid it in the first place. This joyful and effortless state of being is available to us all, anytime of the year.



## Practice Roll

A wonderful way to practice "letting go" is by painting freely on a practice roll. Allow your whole body to move as you feel the energy of the brush against the smooth paper. Don't hold back.

**P03A: 12" Practice Roll - \$8**

**P03: 18" Practice Roll - \$12**



OAS Flow (Large)  
1 3/4" x 7/16"

## OAS Large Flow Brush

One of our favorite brushes for this exercise is the Large Flow Brush. We recommend working larger to experience the spontaneity of Chinese Brush Painting!

**C2D: OAS Large Flow Brush - \$27**

## Traditional Ink

Grinding your own ink can be therapeutic and meditative. The circular motion as you grind the ink stick against the ink stone helps clear the mind, allowing you to release distracting thoughts and embrace the joy of brush painting.

### Ink Sticks

**I14: 500K Oil Ink Stick (33 grams) - \$15**

**I08: Shanghai Premium 101 Ink Stick (32 grams) - \$20**

### Ink Stone with Lid

**I02: Square Ink Stone with Lid - \$15**




500K Oil (Left)  
Shanghai Premium (Right)

## Everything Red and Loud

According to folklore, Nian (which means year) was a beast that lived under the sea or in the mountains and would come out to pillage crops and eat villagers. But the villagers noticed that in spite of Nian's voracious teeth and appetite, Nian was afraid of loud noises and the color red.

This is why fireworks and red are so heavily integrated into celebrating the Chinese New Year!




### Red Banner Paper

Traditionally used to make red lanterns to scare off the creature Nian, this red paper can be used for red envelopes, unique cards, or as a background for your calligraphy! This paper is smooth, making your painting effortless.

Make sure you have this key ingredient for your new year paintings!

**PN01A: 10 Cut Sheets (10 3/8" x 14 1/2") - \$5**

**PN01H: 5 Full Sheets (31" x 43") - \$10**



### Red / Red Gold Fleck Xuan (Shuen)


Gold Fleck papers are single-ply shuen in white or dyed in batches of color. The flecks of gold are either hand glued throughout the paper or silk screened offering exciting variety. They are elegant.

Colored Xuan (Shuen) is hand dyed in batches, so color may vary.

**P04RD: 5 Full Sheets (27" x 54") Red - \$17.50**

**P04GR: 5 Full Sheets (27" x 54") Red Gold Fleck - \$17.50**

**P04RDGR: Duo - 6 Cut Sheets of Red Gold Fleck and 6 Cut Sheets of Red Xuan \$15**



### An Album of Chinese Brush Painting: 80 Paintings and Ideas

If you've been eyeing this album, now is the time to grab a copy! Ning Yeh's Red Album is packed with the best paintings, stories and inspiration. If you love Ning Yeh's work and want a collection of 80 paintings in a concise format, this book is perfect!

**BK24: An Album of Chinese Brush Painting: 80 Paintings and Ideas by Ning Yeh - \$50 (reg \$250)**



### Fortune and Longevity Lesson

This calligraphy lesson includes stroke-by-stroke instructions for writing these characters. Perfect for wishing everyone a happy and fortuitous new year! Add it to your red envelopes, new year's cards, Chinese lanterns, or anything else that tickles your fancy!

**GLS022: Fortune & Longevity - \$6.95 or free with qualifying purchases**




### Navy Colored Xuan (Shuen)

Nothing says loud better than fireworks on our Navy Colored Xuan (Shuen) Paper! Fireworks are an essential part of the Chinese New Year, symbolizing good fortune throughout the coming year.

Visit our YouTube Channel (Oriental Art Supply) to see a video Firework tutorial by Ling Chi Yeh!  
**P04NV: 5 Full Sheets (54" x 27") - \$15**

## Plum Blossom, a Symbol of Perseverance

Every year, while the cold of winter envelops the earth, the perseverant plum tree puts forth its first blossom. Each blossom is a reminder that even in the harshest conditions it is possible to bloom and thrive.



### Sakura Poster Color White

This white paint is the best of both worlds! If you mix this white with red it creates a soft pink. (Perfect for plum blossoms!) You can also use this white in its concentrated form, to create the center of your flowers.

**WCSK050: Sakura White - \$14.99**

### Fundamentals of Chinese Floral Painting: Plum Blossom VI

This book is designed to build a firm understanding of the fundamental methods for depicting the Plum Blossom. Artist Chow Su-sing teaches in a step-by-step, illustrative manner, detailing traditional painting techniques.

Approximately two-thirds of the book focuses on instruction in both fundamental elements and final compositions in ink only, spontaneous style. The final third of the book focuses on color studies in the spontaneous style.

80 pages, Chinese/English

**M001: Plum Blossom (Volume 1 in Chinese Floral Painting) by Chow Su-Sing - \$15**



### Big Twig and Twig Brush

We recommend using the Twig Brush for the branches of your Plum tree and using the Big Twig Brush for the trunk. These brushes allow a consistent amount of pressure in a line stroke with the kind of uniform thickness that good strokes require.

**HSP10: Twig Brush - \$15**

**HSP10B: Big Twig Brush - \$22**

### Snow Scene



OAS shares this tranquil snow scene instructional Ning taught to his class for this quarter's newsletter gift promotion. This lesson implements the basic landscape elements of lines, ink dots, coloring & wash. Enjoy!

Copyright © 2009 by Silk Era Corporation

### Snow Scene Lesson

One of the first Gift Lessons we ever published, this "oldie but goodie" landscape lesson is a wonderful guide to landscape painting techniques.

It will teach you how to use negative space to create the illusion of snow on the ground. This principal can be applied to your other landscape paintings!

**GLS004: Snow Scene - \$6.95**

**(or free with qualifying purchases)**



### Little Bud Brush

This brush is a bit smaller than our OAS Pre-Flow Brush, making it the perfect size for painting plum buds and blossoms!

**HSP11: Little Bud Brush - \$9**

# A Story of Dismantling a False Belief

by Evan Yeh

In my 20s after graduating college, I was managing and performing in a rock band while at the same time working full time in various white collar office jobs. I've always been good at making first impressions so I was taken under the wing of many of my corporate bosses and given more access to their worlds than most 20-something kids just out of college.

What I saw were people living stressful lives where corporate politicking and backstabbing were as much a part of their jobs as working together to accomplish the company's stated goals. After having met three different older mentors all playing the same game, my arrogant 20 year old mind jumped to a critically inaccurate conclusion. Because I was not willing to do what these people did to have what they had, my mind formulated the broad conclusion "I am not built for wealth and if I have to choose between the life of a starving musician and a corporate pawn broker, I choose to starve."

I held this belief for the better part of a decade and slowly but surely like with all beliefs that are strongly held, my experience began to shape itself around my belief. It took me another 10 years to convince myself that the belief was false.

This is a variation of a false belief that I hear artists of various disciplines parrot. The ones I hear most often goes something like, "You have to starve to be a true artist," or you have to "sell out to make money as an artist."

Neither of these is true, no matter how many times they are parroted. I actually think that the original creator of this belief was an art patron who created it to convince the artist that he was supporting to assume the proper attitude of gratitude for the benevolent support.

The reason why I know it is not true is that I saw my father provide for a family in one of the most expensive places to live in the United States purely as an artist. If he could create that experience for himself then it must be available to anyone.

## Evidence to the Contrary Abounds

The younger millennial generation gets a lot of criticism. Much of it is unfair. Yes, they lack the ability that the older gen X and baby boomers possess, which is tolerating a job that you dislike in order to raise and support a family. This younger generation, more so than any previous generation, is providing examples that you can do almost anything that you love and still provide for yourself. We recently saw the first YouTube Billionaire! That is a person who has made \$1,000,000,000.00 making videos on YouTube!

This one billionaire is not alone. There are seemingly thousands of examples of people earning six figure incomes making videos about whatever strange thing that they love to do. Some like to film practical jokes, others play the bass guitar. The most popular videos are often not built around talent but personality. Someone just making funny comments about the videos that other people make. Sort of like YouTube's version of the late night talk show host. Some even (gasp), do Chinese Brush Painting!

## The Most Important Belief

The subject of this article promises delivery of "the most important belief;" A belief that trumps all other beliefs.

Here it is:

*"Each of us has the ability inside us to live exactly the experience we wish to live."*

We can create our lives like a beautiful painting and the mechanism by which we do this is quite simple. We focus on things that make us feel good. The better we feel the more we attract situations where we are inspired to act in a way that creates the results that we desire. Our emotions are a reliable guide to indicate if our current focus serves us or impedes us. No other person can create in our experience unless we allow them. We allow them by holding false beliefs that somehow we are not the creator's of our own experience.

## A New Year and A New Understanding

There is no better way to start the new year than to release all the beliefs that are holding you back! Allow yourself to soar into an experience of your own creation, adorned with all the beautiful details of your choosing.

## Fine Line “Gong-bi” Style of Painting

There are two main styles of Chinese painting that OAS chooses to focus on. The primary is the spontaneous or xie yi style. The other is the fine line or gong-bi style.

The two styles share a common technique in painting line strokes. In fact practicing fine line or gong-bi style of painting is a great way to create more discipline in the line work for Spontaneous style painting.

Gong-bi is also a great style for those with a background in Western style watercolor or who have an affinity for one of the most modern relevant forms of art: Tattoo art. It shares much more common feelings with these types of art forms than the Spontaneous style of Chinese painting and therefore is often an easier transition for people with backgrounds in these Western styles of painting.




### A Collection of Artworks by Zhou Ping-Guang

This beautiful album of collected works shows off the master artist's beautiful gong-bi/fine line style, soft color palette and lavish detail work. With a clear focus on flower and bird subjects, the collection shows paintings themed after the seasons with some of the most classic flower and bird subjects.

128 pages. Text written in Chinese/English

**BKF001: A Collection of Artworks by Zhou Ping-Guang - \$22 (reg. \$35)**



### Plum Blossom in Gong-bi Style

A delightful and accessible lesson that even a beginner will be able to complete. The lesson depicts a multiple flower and bud lesson with a dynamic trunk. Simple enough for beginners and gratifyingly elegant for those with experience. Ling Chi addresses how to achieve lovely color variations in all elements of the flower: bud, flower, pollen dots and so much more!

16 pages

**WSF0003: Plum Blossom Lesson - \$8.50**



### Fine Line “Gong-bi” Painting Set

You've been inspired by the gong-bi paintings and want to paint your own, where do you even start? It can be difficult when you're first starting out to know where to even begin and overwhelming to sort through all the information. That's why we've created this set that includes all the necessary tools to create your own fine line painting!

Our fine line lessons are detailed, step-by-step, and include an outline of the composition for you to trace. Perfect for beginners!

With such sparse information and instructional material available for gong-bi painting, this set has received many compliments by both beginners as well as masters in the field of brush painting.


**SET03: 'Gong-bi' Set - \$60 (reg. \$67.81)**



# Tips and Tricks for Gong-bi Style Painting

## Tips for Outlining/Line Work

- If you are just starting in the style, it is easy to take an outline draft from a lesson or some other sources, place a piece of fully-sized rice paper over the top and trace the outline for your painting.
- You should not be shy about tracing lessons at first. Do this often enough and your line work will become confident and then you can outline in a more freehand way.
- Vary the width of your line work subtly rather than having it be all the same width.
- Do multiple versions of your line work in the same session as it is a great way to use extra color and time that would otherwise be idle while you wait for each layer of shading to dry before adding the next layer.



Above: "Noble Companions" from A Collection of Artworks by Zhou Ping-Guang

## Tricks for Shading

- Leave a hairline space in between your outline and your shading.
- Apply shading colors from darkest to light, starting with light ink first and then the next darkest color and so on.
- Apply color in a "U" shape, leave some space in the middle to create more dimension.
- "Pull" the color with a clean dry brush to fade the edges of each shading step so that it transitions seamlessly into the lighter colors.
- Wait sufficient time for each color shading layer to dry before applying the next color.
- Don't be afraid to shade multiple versions of the same painting at once to use up all your colors and to take advantage of time you are waiting for layers to dry (rather than just waiting idly you can shade another version of the painting while waiting for the first version to dry).
- Target the right moisture level with shading, leaving enough color to effectively pull and fade but not too much so as you create a puddle.

## Materials Tips

- Use a high quality fully sized paper. OAS recommends Cicada for final compositions and Glass paper for practice.
- Brushes for fine line style painting are relatively inexpensive. Make sure you have enough brushes for shading. It is much easier to have separate brushes for applying darker colors and lighter colors and even separate brushes for pulling darker and light colors. Having as many as four separate Small Fine Soft Brushes will make your shading much less tedious and much more successful.
- OAS recommends Red Feather Brushes for doing the outline work in the gong-bi style. Beginners should start with the Red Feather Small. Once you have more control you could choose a larger Red Feather Brush to be able to show more variation in your line work or to do more line work without reloading the brush.

Order by phone (M-F 10AM-5PM PT) 714-969-4470  
or online at [www.orientalartsupply.com](http://www.orientalartsupply.com)



**Red Feather Small Brush**  
H1F: Red Feather Small Brush - \$9



**Fine Soft Small Brush**  
S1B: Fine Soft Small Brush - \$9



**Cicada "Sized" Xuan (Shuen)**  
P14C: 5 Full Sheets (52" x 25 3/4") - \$35



**Glass "Sized" Xuan (Shuen)**  
P18A: 12 Cut Sheets (27 1/4" x 18") - \$15  
P18H: 5 Full Sheets (54 1/2" x 27 1/4") - \$15

# Moisture Control Tricks

Moisture control is one of the skills necessary for successful Chinese Brush Painting. It is one of the most common issues for beginners. Although, in the long term, it is best to build skill and confidence with loading the brush and painting decisively to avoid unwanted bleeding, there can be some tricks that can help reduce frustration for those starting out.

## Use a Better or Different Paper

- For those of you who have not tried OAS Paper, our Single Xuan (Shuen) is thicker and more moisture friendly than much of the Single Xuan (Shuen) that is sold elsewhere. The same goes with our Practice Roll. Compared to other machine made rice papers, the OAS Practice Roll is more friendly for beginners in the way that it handles moisture. This is a great paper to start with if you are new to OAS. It's inexpensive, consistent from batch to batch, and will give both you and OAS a common reference point when talking about papers. Once you've tried the Practice Roll we can have a discussion about paper that is more apples to apples rather than apples to oranges.
- If you've tried the OAS Practice Roll and feel like you want even more help with moisture control you can try our Premium Jade Plate Double Xuan (Shuen). For the more budget minded try our Vintage Double Xuan (Shuen) AO. Both these papers have good moisture control qualities especially for raw paper. The Premium Jade Plate Double Xuan (Shuen) has both better moisture control and better color display while the Vintage Double Xuan (Shuen) AO is excellent for the price.
- Semi-sized or mulberry paper are even more moisture resistant than thicker raw papers. Try our Pi Paper or Vintage Mulberry Paper and experience how these and papers like them can help control excess moisture.

## Other Techniques Tricks and Tips

- After softening or resetting your brush by submerging it in water, stroke it against a folded paper towel until it is dry. Then reload water only one-third of the way up the tip. Thinking of water as the lightest color on your brush. Then load the rest of the colors from lightest to darkest even shallower (closer to the tip).
- Paint more decisive strokes and give yourself more time in-between each stroke. Most painters that I see struggling with moisture would do better to paint each stroke faster and more decisively while pausing longer in between strokes. You can use a very wet brush and still have no moisture issues if the stroke is done decisively enough. Secondly, once you paint the stroke, you should pause and see how the stroke will expand before you do another. Painting strokes too close together can cause excess moisture in each stroke to invade the other compounding your bleeding problems.
- Use glue water to add more moisture control to critical strokes without affecting the rest of the painting. Take a water soluble glue like Liberty Glue and dilute a drop of glue in some water. Then load the glue water on your brush first and then your ink and color.
- If you paint a stroke and suspect it is too wet, you can quickly press a clean paper towel on top of the stroke to soak up the extra moisture.

## Mastering the Moisture

These three papers offer superior moisture control when compared to raw single xuan (shuen) papers.



### Vintage Double Xuan AO

P24A: 12 Cut Sheets - \$11



### Premium Jade Plate Double Xuan

P27A-9 : 9 Cut Sheets (18" x 27") - \$21

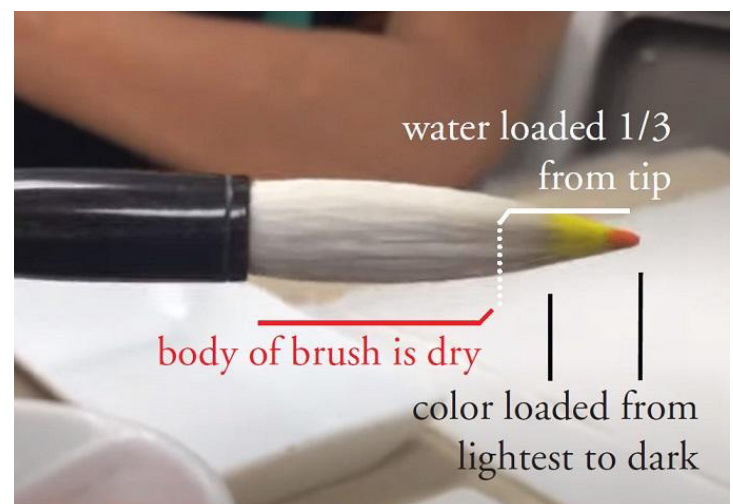
P27: 10 Full Sheets (27" x 54") - \$45



### Pi Paper Thin

P11A-2: 3 Cut Sheets (18" x 27") - \$7

P11: 10 Full Sheets (27" x 54") - \$45



# OAS Order Form

For a more complete order form of core products, see the next page.

## PRODUCTS FEATURED IN THIS NEWSLETTER:

### Inside this issue

		Qty.	Total
<b>Year of the Tiger - Chinese New Year</b> <i>page 2</i>			
CSP04	Full Lotus Brush		\$39.00
C2E	OAS Super Flow Brush		\$40.00
BK21	Painting Cat & Tiger		\$30.00
P24A	Vintage Double Xuan (Shuen) AO		\$11.00
DV511-516	Tiger - Two 60-Minute DVDs		\$50.00

### NEW Ning Yeh Art Paperweights

*page 3*

PWNY001	Plum Blossom Paperweight	\$12.00	_____
PWNY002	Orchid Paperweight	\$12.00	_____
PWNY003	Bamboo Paperweight	\$12.00	_____
PWNY004	Chrysanthemum Paperweight	\$12.00	_____
PWNYSET	Set of 4 Paperweights - The Four Gentlemen	<b>\$40.00</b>	_____

### A Time to Release Everything Unwanted

*page 4*

P03A	12" Practice Roll	\$8.00	_____
P03	18" Practice Roll	\$12.00	_____
C2D	OAS Large Flow Brush	\$27.00	_____
I14	500K Oil Ink Stick (33 grams)	\$15.00	_____
I08	Shanghai Premium 101 Ink Stick (32 grams)	\$20.00	_____
I02	Square Ink Stone with Lid	\$15.00	_____

### Everything Red and Loud

*page 5*

PN01A	Red Banner Paper - 10 Cut Sheets (10 <sup>3</sup> / <sub>8</sub> " x 14 <sup>1</sup> / <sub>2</sub> ")	\$5.00	_____
PN01H	Red Banner Paper - 5 Full Sheets (31" x 43")	\$10.00	_____
P04RD	Red Xuan - 5 Full Sheets (27" x 54")	\$17.50	_____
P04GR	Red Gold Fleck Xuan - 5 Full Sheets (27" x 54")	\$17.50	_____
P04RDGR	Red Xuan Duo - 12 Cut Sheets (18" x 27") Red and Red Gold Fleck (6 Cut Sheets each)	\$15.00	_____
BK24	Red Album by Ning Yeh (out of print)	<b>\$50.00</b>	_____
GLS022	Fortune & Longevity (free with qualifying orders)	\$6.95	_____
P04NV	Navy Colored Xuan - 5 Full Sheets (27" x 54")	\$15.00	_____

### Plum Blossom, the Symbol of Perseverance

*page 6*

M001	Plum Blossom (Volume 1) by Chow Su-Sing	\$15.00	_____
GLS004	Snow Scene Lesson (free with qualifying orders)	\$6.95	_____
WCSK050	Sakura Poster Color White	\$14.99	_____
HSP10	Twig Brush	\$15.00	_____
HSP10B	Big Twig Brush	\$22.00	_____
HSP11	Little Bud Brush	\$9.00	_____

### Gong-bi Painting - Tools and Inspiration

*pages 8 and 9*

BKF001	A Collection of Artworks by Zhou Ping-Guang	<b>\$22.00</b>	_____
WSF0003	Plum Blossom in Gong-bi Style Lesson	\$8.50	_____
SET03	Fine Line 'Gong-bi' Painting Set	<b>\$60.00</b>	_____
H1F	Red Feather Small Brush	\$9.00	_____
S1B	Fine Soft Small Brush	\$9.00	_____
P14C	Cicada "Sized" Xuan - 5 Full Sheets (52" x 25 <sup>3</sup> / <sub>4</sub> ")	\$35.00	_____
P18A	Glass "Sized" Xuan - 12 Cut Sheets (27" x 18")	\$15.00	_____
P18H	Glass "Sized" Xuan - 5 Full Sheets (54" x 27")	\$15.00	_____

### Moisture Control Tricks

*page 10*

P24A	Vintage Double Xuan (Shuen) AO	\$11.00	_____
P27A-9	9 Cut Sheets of Premium Jade Plate	\$21.00	_____
P27	10 Full Sheets of Premium Jade Plate	\$45.00	_____
P11A-2	3 Cut Sheets of Pi Paper Thin	\$7.00	_____
P11	10 Full Sheets of Pi Paper Thin	\$45.00	_____

### Total Your Order

Subtotal (from both pages)	\$	_____
CA Residents add 7.75% Sales Tax	\$	_____
Shipping	\$	_____
<b>Grand Total</b>	\$	_____

OAS ships all regular orders through UPS Ground. Shipping and handling is computed according to weight and location. 11

NAME \_\_\_\_\_

ADDRESS \_\_\_\_\_

CITY \_\_\_\_\_ STATE \_\_\_\_\_ ZIP \_\_\_\_\_

PHONE ( ) \_\_\_\_\_ EMAIL \_\_\_\_\_

## HOW TO PLACE AN ORDER:

When placing an order be sure to write in your name, address, phone number and email address on the order form. When you have finished writing your order, please total the items including shipping (and tax where applicable). This will help us to serve you more efficiently. Thank you!

### PAYMENT METHODS

OAS accepts checks, money orders, Visa, Mastercard, Discover & American Express. Please make checks and money orders payable to OAS and mail to:

Oriental Art Supply  
P.O. Box 6596  
Huntington Beach, CA 92615-6596

- To pay with a credit card, please call 1.800.969.4471, Monday through Friday, 9:00AM - 4:00PM, Pacific Standard Time.

### MONEY BACK GUARANTEE

If you are not satisfied with your order, you are entitled to a refund. Returns are accepted on approval within 30 days of purchase. We cannot accept returns on videos, DVDs, seals, signature or sale items. Shipping and handling fees are non-refundable.

For returns, package all materials securely and mail with prepaid postage to:

Oriental Art Supply  
21522 Surveyor Circle  
Huntington Beach, CA 92646

### NEW SIMPLE SHIPPING OPTION - OAS CHOICE

In our continuing quest to simplify our online ordering process, we've created a new Default Shipping option for orders submitted via our website. This shipping method is called OAS Choice and shipping is computed according to order amount, according to the following table:

ORDER AMOUNT	SHIPPING COST
\$0 - \$99.99	\$9.95
\$100 - \$199.99	\$14.95
\$200 - \$499.99	\$15.95
\$500+	FREE

When choosing OAS Choice, actual shipping will be done with a mixture of methods, but most often shipping will be done via USPS Priority Mail or UPS Sure Post. Shipping time varies between 2-8 business days depending on method and proximity to OAS.

You can still choose your own shipping method if you wish (USPS or UPS). However, this OAS Choice shipping method is a way to reduce your shipping costs by giving OAS the choice to ship the package in the most economical way.

### SHIPPING OUTSIDE U.S. AND AIR

Priority and expedited shipping is available on request. All other shipping including priority, expedited, wholesale, shipping to locations outside the continental U.S. are billed at actual costs to OAS, starting at \$9.50.

### CALCULATING SHIPPING FOR CHECK PAYMENT

If you prefer to pay by check, please use our website ([www.orientalartsupply.com](http://www.orientalartsupply.com)) to calculate your shipping or phone OAS at our toll free number to include enough funds.

### NEW! GIFT WITH PURCHASE POLICY

If you wish to receive our Gift with Purchase items, submit online the appropriate promo code or mention by phone or mail order to ensure we include it in your order. This helps us avoid duplicate releases or patrons who wish not to receive the offer. One gift lesson per order that qualifies.

If you forget to mention or enter the promo code, you may receive it in your next order by making the request in the fulfillment notes or paying the postage necessary to mail it to you.

Order by phone (M-F 10AM-5PM PT) 714-969-4470  
or online at [www.orientalartsupply.com](http://www.orientalartsupply.com)

Pricing subject to change without notice.

# OAS Core Products

SETS		Qty.	Total
SET02B	Intro Calligraphy Set	\$19.99	
SET02	Calligraphy Set (^)	\$55.00	
SETUA	Ultimate Artist's Set (#)	\$300.00	
SETDV601B	Intro Brush Painting Set	\$24.99	
SETDV601	Orchid & Bamboo Beg. Set (%)	\$50.00	

## BRUSHES

### Brush Sets

PBSET01	Premium Brush Set	\$70.00	
HCPRE	PRE-Series Intro Brush Set	\$40.00	

### Best Hard Brushes

H1C	Happy Dot (#)	\$15.00	
H2E	Orchid Bamboo S (%)	\$23.00	
H2C	Orchid Bamboo M	\$26.00	
H2D	Orchid Bamboo L (#)	\$32.00	
H3	Dragon	\$75.00	
H6F	Spring XL	\$38.00	

### Best Combination Brushes

C2M	Mini OAS Flow	\$15.00	
C2C	OAS Flow (^ #)	\$18.00	
C2B	OAS Medium Flow	\$25.00	
C2D	OAS Large Flow (#)	\$27.00	
C2E	OAS Super Flow	\$40.00	
C8	OAS Phoenix	\$90.00	

### Quality Brushes

H1A	Best Detail	\$9.50	
H2A	Idea (@)	\$10.00	
H2B	Big Idea	\$12.00	
C2A	Flower Bird (@)	\$15.00	

### Specialty Brushes

H1B	Landscape	\$10.00	
H1J	Leaf Vein	\$7.50	
H2J	Mtn. Horse Fine	\$15.00	
H2H	Mtn. Horse Small	\$17.00	
H2G	Mtn. Horse Medium (#)	\$20.00	
H2FL	Mtn. Horse Large	\$29.00	
F3	1.5" Wash Brush	\$8.50	
F1	2.5" Wash Brush (#)	\$13.00	
F5	3" Wash Brush	\$15.00	
F6	4.5" Wash Brush	\$20.00	
C4C	Biff 1 Brush	\$19.00	
C4E	Biff 2 Brush	\$25.00	

### Brushes For Pottery

S2	Basic Soft	\$5.00	
H2	Basic Hard	\$3.50	

### Fine-Line Brushes

H1D	Red Bean	\$7.50	
H1F	Red Feather Small	\$9.00	
H1G	Red Feather Large	\$11.00	
S1B	Fine Soft Small	\$9.00	
S1C	Fine Soft Medium	\$10.00	

## RICE PAPER - RAW

### Single Shuen (formerly Best Shuen)

P10	10 Sheets, 27" x 54"	\$28.00	
P10P	100 Sheets, 27" x 54"	\$224.00	

### Premium Double "Jade Plate" Shuen

P27	10 Sheets 27" x 54"	\$45.00	
P27P	100 Sheets 27" x 54"	\$360.00	

### Premium Double Shuen

P27BL	24 Sheets 13.75" x 18"	\$28.00	
-------	------------------------	---------	--

### Vintage Double Shuen

P25BL	24 Sheets 13.75" x 18"	\$24.00	
-------	------------------------	---------	--

### Practice Shuen

P03B	Practice Shuen 48 Sheets 13.75" x 9" (%)	\$9.50	
P03BL	Practice Shuen 48 Sheets 13.50" x 17.75"	\$25.00	

### Double Shuen (SP)

P25	10 Sheets 27" x 54"	\$32.00	out of stock
P25P	100 Sheets 27" x 54"	\$256.00	out of stock

## RICE PAPER - WET-ON-WET

Ma Paper		Qty.	Total
P06	10 Sheets 30" x 56"	\$35.00	
P06P	100 Sheets 30" x 56"	\$280.00	

## Pi Paper

P11	Thin 10 Sheets 30" x 54"	\$45.00	
P11X	Thin 10 Sheets 26" x 37"	\$24.00	

## Sized Shuen

P18H	Glass 5 Sheets, 27"x54"	\$15.00	
P14B	Shimmer 5 Sheets, 27"x54"	\$25.00	
P14C	Cicada 5 Shts, 52 1/2" x 25-3/4"	\$35.00	

## Colored Patterned/Textured Paper

### 5 Sheet Rolls 26" x 52"

P16	White Gold Fleck	\$15.00	
-----	------------------	---------	--

## Other Practice & Calligraphy Paper

P03A	Practice Roll 12" x 600"	\$8.00	
P03	Practice Roll 18" x 600"	\$12.00	
P03C	Calligraphy Grid 100 Sheets	\$7.50	
P03M	Moon Palace Paper	\$12.00	

## Mounting Paper

PAM	Mounting Sampler	\$20.00	
P15P	Chinese Mounting 39"x320"	\$175.00	
P15-24P	Chinese Mounting 24"x320"	\$80.00	
P15	Chinese Mounting 38"x8"	\$16.00	
P15-24	Chinese Mounting 24"x8"	\$12.00	
P7	Western, 5 Shts 26"x40"	\$12.00	

## Paper Samplers

LP001	Paper Fundamentals	\$25.00	
-------	--------------------	---------	--

## Card Making Accessories

POC	Paint Your Own Cards	\$12.95	
-----	----------------------	---------	--

## CHINESE CHIP COLORS

CC01	Yellow (@ #)	\$7.50	
CC02	Burnt Sienna (@)	\$5.00	
CC03	Indigo (@ #)	\$7.50	
CC04	Red (@ #)	\$5.00	
CC05	Vermilion (@ #)	\$7.50	
CC06	Crimson	\$5.00	
CC07	Sky Blue	\$5.00	
CC08	Dark Red	\$5.00	
CC09	Lemon Yellow	\$5.00	
CC10	Rouge	\$5.00	

## WATERCOLORS & SETS

CS01	Marie's Watercolor Set	\$10.99	
CS02	8-Piece Ideal Companion Set	\$7.99	
CS03	12-Piece Ideal Companion	\$9.99	
CS04	Japanese Watercolors	\$40.99	
W2	Martin's Bleed Proof White 1oz.	\$14.99	
W6	DaVinci White (37ml)	\$15.99	
WCSK050	Sakura White (30ml)	\$14.99	

## INK

I02RJ	Suzuri Stone	\$12.00	
I02	Ink Stone (^ %)	\$15.00	
I04	Best Bottle Ink (#)	\$15.00	
I08	Shanghai Premium Ink Stick	\$20.00	
I09	Yellow Mt. Pine Smoke Ink Stick (^)	\$15.00	
I19A	Wu Chu Student Ink 80cc	\$5.00	
I19	Wu Chu Ink 300cc	\$12.95	
I14	500K Oil Ink Stick (%)	\$15.00	

## PORCELAIN

CW30	Large Dish Set (#)	\$32.00	
CW30A	Large Dish	\$6.50	
CW45	Sm. Flower Plate	\$9.00	
CW60	Lg. Flower Plate (#)	\$14.00	
CW50	Lg. Water Bowl (#)	\$27.00	

## ACCESSORIES

BR08A	Bamboo Brush Roll with single layer pockets	\$9.95	
BR10	Brush Hanger	\$50.00	
BRP-D	Brush Rest	\$15.00	
PW1	Paperweight Pair	\$35.00	
M1A	OAS Mounting Paste	\$10.95	
M2	Mounting Applicator	\$6.95	
M3	Mounting Presser	\$8.95	
FELT	Felt, 24" x 36" grey or white (#)	\$8.00	
PB	Plastic Waterbowl	\$12.00	
BP2	Plastic Flower Plate (1/2) (%)	\$10.00	
ACBC04	Bamboo Brush Cup	\$5.00	

## INSTRUCTIONAL DVDS

### "Chinese Brush Painting with Ning Yeh" Emmy Award Winning Best Instructional Series

	Qty.	Total
DV01	Introduction (30 min.)	\$25.00
DV02-03	Orchid (60 min.)	\$30.00
DV04-06	Bamboo (90 min.)	\$40.00
DV07	Panda (30 min.)	\$25.00
DV08-10	Camellia (90 min.)	\$40.00
DV11-12	Amaryllis (60 min.)	\$30.00
DV13-15	Peony (90 min.)	\$40.00
DV16-17	Horse (60 min.)	\$30.00
DV18	Landscape Demo (30 min.)	\$25.00
DV19-20	Signature, Seal & Mounting (60 min.)	\$15.00
DV21	Entire Series 10 DVD Set	\$200.00

### "Chinese Flower Painting 1 - Flower Series"

DV101-102	Introduction (#) (60 min.)	\$36.00
DV201-202	Iris (60 min.)	\$36.00
DV203-204	Poppy (60 min.)	\$36.00
DV205-206	Lotus (60 min.)	\$36.00
DV207-208	Begonia (60 min.)	\$36.00
DV209-210	Chrysanthemum (60 min.)	\$36.00
DV211-212	Night-Blooming (60 min.)	\$36.00
DV213-214	Peony (60 min.)	\$36.00
DV215-216	Hydrangea (60 min.)	\$36.00
DV217-218	Cattleya (60 min.)	\$36.00
DV219-220	Magnolia (60 min.)	\$36.00
DV221-222	Hibiscus (60 min.)	\$36.00
DV223-224	Lilac (60 min.)	\$36.00
DV225-226	Gladiolus (60 min.)	\$36.00
DV227-228	Cymb. Orchid (60 min.)	\$36.00
DV229-230	Entire Series 15 DVD Set	\$300.00

### "Chinese Flower Painting 2 - Flowering with Ning"

DV301	Pansy (60 min.)	\$36.00
DV302	Tulip (60 min.)	\$36.00
DV303	Morning Glory (60 min.)	\$36.00
DV304	Fuchsia (60 min.)	\$36.00
DV305	Calla Lily (60 min.)	\$36.00
DV306	Rose (60 min.)	\$36.00
DV307-08	Plum 1 & 2 (120 min.)	\$49.99
DV309	Orchid (60 min.)	\$36.00
DV310	Bamboo (60 min.)	\$36.00
DV311-12	Chrysanthemum (90 min.)	\$49.99
DV313	Cyclamen (60 min.)	\$36.00
DV314	Dutch Iris (60 min.)	\$36.00
DV315	Hollyhock (60 min.)	\$36.00
DV316	Wisteria (60 min.)	\$36.00
DV317	Sunflower (60 min.)	\$36.00
DV318-19	Water Lily (120 min.)	\$50.00

## Additional DVDS

DV501	Goldfish	\$36.00
DV502	Panda (Animal Series)	\$36.00
DV505	Swallow	\$36.00
DV507	Crane	\$36.00
DV508	Dragonfly	\$36.00
DV514	Koi	\$36.00
DV601	Orchid & Bamboo (%)	\$36.00
DV602	Chrysanthemum & Plum	\$36.00
DV608	Season's Greetings	\$36.00
DV614	Marbling	\$36.00

## STEP-BY-STEP INSTRUCTIONAL BOOKS

BK01	An Instructional Guide #	\$24.50
BK02	ABC of Chinese Painting	\$29.00
BKNY01-04	108 Flowers Set (Books 1-4)	\$99.95
BKNY01	108 Flowers Book 1 by Yeh	\$24.00
BKNY02	108 Flowers Book 2 by Yeh	\$24.00
BKNY03	108 Flowers Book 3 by Yeh	\$24.00
BKNY04	108 Flowers Book 4 by Yeh	\$24.00
BKNY06	Landscape Lessons by Yeh	\$29.95
BK06	Flowers and Birds: Perspective	\$30.00
BK07	100 Flowers by Yang	\$35.00
BK11	Drawing Lotus	\$30.00
BK12	Ling-nan 1: Flower Vegetable	\$30.00
BK13	Ling-nan 2: Insects/Fish/Birds	\$30.00
BK16	Drawing Trees	\$30.00
BK17	Drawing Mountains and Water	\$30.00
BK18	Landscape in Four Seasons	\$30.00
BK19	Paintings of Animals	\$18.00
BK20	Goldfish and Golden Carp	\$30.00
BK21	Painting Cat & Tiger	\$30.00