

OAS is... Breezing through Winter!



Happy Chinese New Year,
Year of the Ox!

Winter 2021

January through March

Inside This Issue

Chinese Brush Painting Mastery Steps
pages 2 and 3

Chinese Flower Painting Essentials
page 4

The Ferrari of Brushes
page 5

Harmony with Oneself
pages 6

Year of the Ox - Chinese New Year
page 7

New Family of Brushes
page 8

Painting Vegetables
page 9

YouTube Channel and Email Subscription
page 10

POSTMASTER NOTE: TIME DATED MATERIAL

www.orientalartssupply.com info@orientalartssupply.com
(800)969-4471 (714)969-4470 FAX(714)969-5897
21522 Surveyor Circle, Huntington Beach, CA 92646
PO Box 6596, Huntington Beach, CA 92615

oriental art supply
OAS 东方艺术

Chinese Brush Painting Mastery Step 4: Placing the Strokes in Composition

by Evan Yeh

What is the Mastery Process

Often times when we are studying Chinese Brush Painting whether on our own or in class with a teacher, we do not realize that there is a tangible set of skills that, when properly developed, can make all painting activities more successful and satisfying.

The Chinese Brush Painting Mastery Process is our way of identifying these skills and teaching them methodically to empower the OAS extended family of brush painters and Asian art enthusiasts to be more confident and experience more joy when they paint.

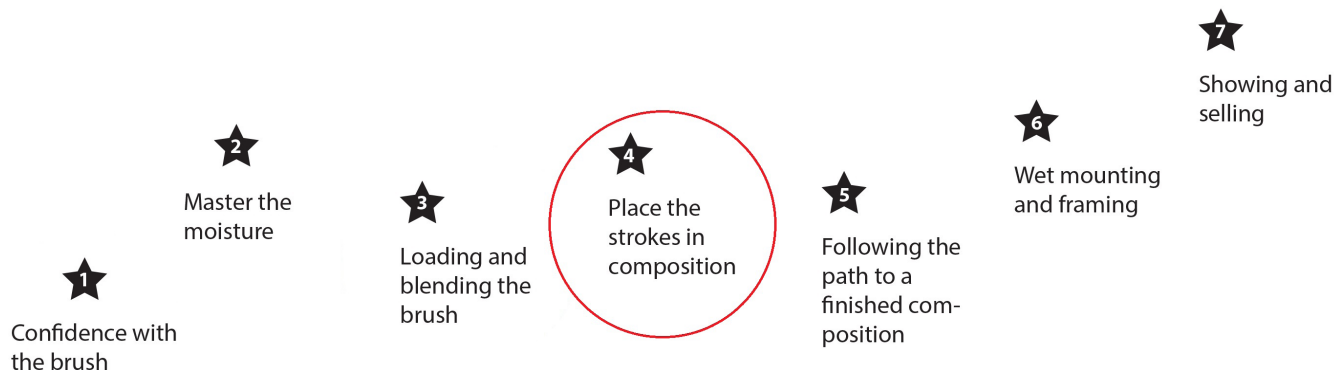
Steps 1-3

If you are new to this idea of a Mastery Process, don't worry. It's not as scary as it sounds. Anyone can do it. It just takes a little bit of focus over time. Slowly but surely, your skills will improve and with it, your experiences painting will become more joyful!

If you haven't seen steps 1-3 or just need a review you can look at them in previous newsletters or on our OAS Blog at: <https://orientalartsupply.com/blogs/news/the-mechanics-of-mastery>

Step 4: Placing the Strokes in Composition

Chinese Brush Painting Mastery Steps



Order of the Strokes

Think about the order of strokes. Spontaneous style brush painting evolved from calligraphy. Chinese is a pictographic language. In other words, Chinese characters are really simple paintings. When training in Chinese Calligraphy, it is very important that the strokes are done in a specific order. This order is not random. It is the most efficient way to write the character to get the ideal spacing and balance.

Stroke by Stroke Instruction

When starting out, it is extremely beneficial to choose instruction that details stroke-by-stroke sequential instruction. This is what has made teachers like Ning Yeh and Mayee Futterman so successful. They provide enough structure so it is clear what must be done next. This allows a student to tackle ambitious compositions without getting lost.

When following this type of instruction, it is important to stay in the present moment. There will be a lot of detail and that can cause you to be overwhelmed. Just do one thing at a time and don't overthink the strokes. Stay focused on the instruction and keep your mind otherwise clear.


It is a bit like the difference between a map and GPS. Some instructions are like Maps. They show you the overall picture and leave it up to you to find the way. While other formats are like GPS, they tell you exactly which way to go and what turns you need to make and when.

Some Composition Sayings

If you are more of a map person, here are a few principles of successful composition that Ning Yeh mentions in his books.

Host and Guest

Most successful compositions have a major element that anchors the composition and a small element that balances. This idea of Yin and Yang is explored through many parts of Chinese culture, philosophy and art. Whenever you hear Ning Yeh refer to “host and guest” in this instruction, this is what he is referring to.

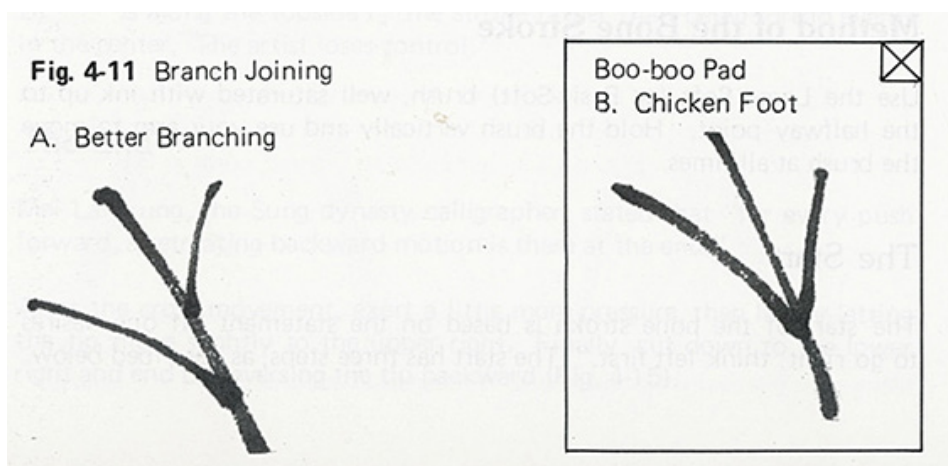


Fish Looking for the Same Food

When painting flowers or plants you will see Ning paint them so that their origins resemble an overhead shot of “fish looking for the same food”. That is, the strokes seem to be heading for the same point without overlapping.

No Chicken Foot


A chicken foot is a stroke that finishes with three points that resembles a chicken’s foot. This is a common mistake when painting branches and is unnatural. Better to alternate twigs coming from either side of a main branch.



Divide the White Space

One final thing to think about when placing strokes in composition is to think not about the strokes but about dividing the space of the paper in interesting ways. This takes the pressure off of the strokes themselves and is a trick that master artists use to make their paintings more interesting and balanced.

For more information on this, see the post in our blog:
<https://orientalartsupply.com/blogs/news/white-space-in-brush-painting>



Chinese Brush Painting: An Instructional Guide

This book has an abundance of practical tips for creating paintings that don't just look “okay” but spectacular! Whether it's instructions on where to place your flower buds or how to paint your bamboo strokes, this book has it!

Ning Yeh walks the reader through clear-to-follow steps until you are able to complete your own painting.

Subjects include the following: orchid, bamboo, camellia, peony, horse, and even tips on how to place your artist seal on your finished works!

“When I first started teaching in the early 70s, I was earning my Ph. D. I taught with an academic zeal, using big words like “homogeneity” and “proximity.” After a lesson, an elderly lady pinched my cheek, “You are sooo cute.” It brought me down to earth. These days, I use words like “getting along” and “being close.” I think I am a better teacher now.” -Excerpt from Ning Yeh's book Chinese Brush Painting: An Instructional Guide

189 pages, English

BK01: Chinese Brush Painting: An Instructional Guide - \$24.50



108 Flowers Book One by Ning Yeh

Over his years of teaching his students Ning developed a list of flowers that he wanted to paint and develop lessons for but because of their relative obscurity were not included in his teaching thus far.

The results were four book series 108 Flowers which opened up the incredible world of Chinese Flower Painting in Ning Yeh's distinctive style.

Dimensions: 8.25" x 11.75" inches approximately

142 pages with instructions completely in English.

BKNY01: 108 Flowers Book 1 by Ning Yeh \$24 reg. \$29.95

What's Better than Happiness? Double Happiness!

Our large double happiness brush is one of the favorite brushes for people who do larger Chinese calligraphy work.

However, as we've seen in several of Ling Chi's Holiday subject videos, she loves this brush for flower painting as well! She uses the long body of the brush for fuller petal strokes but then uses the tip for thinner details.

HSP04: Double Happiness Large Brush \$34.95



Double Happiness Brush



Vintage Double Shuen: Ning Yeh's Favorite Chinese Flower Painting Paper

Customers who have been with us a while know this paper as Double Shuen SP. This is an aged batch of Double Shuen SP that we have in packages of 24 cut sheets (13.25"x18")

People who know rice paper will tell you, the older the better. The chemical processes used to make shuen paper mellow over time, the paper becomes better at handling moisture, and shows wonderful color with smooth transitions.

Quality paper like the double shuen is no longer available at this price point. If this size works for you and you enjoy Flower Painting, this would be an excellent paper to stock up on!

24 cut sheets (13.25"x18")

P25BL: Vintage Double Shuen \$24

The Ferrari of Brushes

By *Evan Yeh*

I was having a conversation with one of our customers. He is a long time Tai Chi practitioner who teaches Tai Chi in Kentucky. He had recently purchased a Super Flow Brush. He was sharing with me that compared to his other brushes, using an OAS Super Flow was like “driving a Ferrari.”

Only afterwards did I find out that the Super Flow was his first OAS Brush. In the conversations leading up to his purchase of the Super Flow, it seemed like he had been an OAS customer for years and I just assumed he already had a full collection of OAS Brushes. After sampling the quality level of an OAS Core brush like the Super Flow, he immediately loaded up on a full collection of OAS brushes.

This got me wondering how many of our OAS customers still were without the benefit of OAS’ core brushes? If you are in that category, you will not regret investing in OAS’ Premium Artist Brush Set or if you are on a budget our OAS Pre Series Brush Set. If you are already set with one of those sets, perhaps you’d like to get your own Super Flow Brush and feel what it’s like to paint with the “Ferrari” of brushes!



OAS Super Flow

OAS’ Flow brushes offer a stable core to give you a sense of control while the softer outer hairs provide more volume.

C2E Super Flow Brush \$40



Premium Artist Brush Set

This brush set includes four core brushes that are essential to Chinese brush painting. With these brushes you can paint a wide range of subjects - flowers, landscapes, calligraphy and more!

Includes the following: OAS Large Flow, Orchid Bamboo, OAS Flow, and Happy Dot.

PBSET01: \$70 reg \$86



PRE Series Brush Set

This brush set is similar to our Premium Set in that it includes four essential brushes. We offer these brushes as an alternative for those who are on a budget but still want quality brushes. They deliver high performance for a value price.

HCPRE: \$40 reg \$48

Drawing (Painting)

Trees by Lu Si-chiong


Perhaps you have all the materials for brush painting but don’t know what to paint. It’s simple - paint what you want!

Figure out what appeals to you - maybe flowers, trees, or birds - and get started! If nothing sticks out to you at first, try painting several different subjects to see which ones stick out to you.

By narrowing the focus to just Trees, artist Lu Si-chiong is able to cover details that are absent in most books. The book includes a technique section in the very beginning that focuses on brush loading, moisture control, and stroke technique.

Dimensions are: 8.25” wide x 11.75” tall. Instructions are in both Chinese and English and the book totals approximately 117 pages. Watch a video book review.

BK16: \$30



Harmony with Oneself

by Evan Yeh

There are two major ways to find harmony with oneself. The first is the practice of self acceptance. Self acceptance is something that we are all born with. Children naturally pursue their interests and curiosities. YouTube is filled with videos of prodigies. In the past it was easy to think that this phenomenon was rare because the only time we encountered a prodigy was when they became famous enough to make it on television. Nowadays with YouTube, the sheer number of children with professional level skill as singers, dancers, artists, or musicians compels us to consider that perhaps we are all born with exceptional potential. The practice of self criticism or self-rejection is a learned practice. Maybe as a small child we were around a parent who had a learned habit of self criticism.

Perhaps we were around an authority figure or a teacher who was having a bad day. I have found this to be a common story for those who have chosen to study art as an adult. Early on in life, they encountered criticisms from an authority figure that caused them to adopt a belief that they were not artistic or creative. Because of this adopted belief they put off studying art even though they were naturally interested in it. The simplicity of Chinese Brush Painting often is the encouragement that people need to give it a try.


There can be volumes written about self acceptance. But here are some tips for increasing your amount of self acceptance.

- You are enough. Many times criticism is used as a tool for motivation. It is important regardless of our past to practice looking in the mirror and saying these words aloud. "I am enough."
- Learn to accept compliments with a simple "thank you." It wasn't until I was 30 years old that I realized that I had a habit of always deflecting compliments with self deprecation, self criticism. It felt so much better to open myself up to compliments, offer a smile and simply say "thank you."
- You can accept yourself and still change and improve. You are a constantly evolving being. The process of life naturally gives you feedback on who you are deciding to be. Self acceptance does not mean you limit your potential. In fact, it is the most powerful state from which you can evolve and improve.
- Reject people or companies who play on your insecurities to manipulate you into what they want you to do. Once you start practicing self acceptance you may notice that you begin to be drawn to different people and different companies. This is a natural part of self acceptance and should be embraced.

You are enough. You can have everything that you want. You are loved more than you know.

To finish reading Evan's series on Harmony, visit our blog at www.orientalartsupply.com/blogs/news or simply searching "Harmony with Oneself" in the search bar. To receive editorials directly to your email, sign up for our emailing list!

Harmony Lesson



Harmony on Red Gold Fleck

Material Recommendation

Paper: Jue Shou paper, P3 Practice Roll, P3s Gold, P4RD Red of

ink, 14 CMS Best Bottle Ink

Brushes

Small Scale: H1c Happy Dot Medium Scale: C2C Flow (S)

Large Scale: H2d Large Orchid Bamboo, H2FA, H2FB, H2FL, M4 Horse Brushes

Copyright © 2007 by NH Inc Publications

Harmony Calligraphy Lesson

This is a calligraphy lesson showing the word for "Harmony" in two different styles (print style and grass/running style). There is also a section on Calligraphy Basics which includes the 5 basic strokes and a diagram for writing the word "Eternity" in print style.

GLS056: \$6.95 or free with qualifying order



Harmony - Mood Seal

Capture the mood with a beautiful seal. Each piece is selected and hand-carved in China, so while the carvings are fairly uniform, no two stones are the same. Use these seals to capture the spirit of a painting, accent a card or letter, or simply enjoy the unique pieces of art they are.

SL1K3: Mood Seal Positive Imprint- \$30

SL1K4: Mood Seal Negative Imprint - \$30



2021 is the Year of the Ox

This is the Year of the Ox. February 12th is Chinese New Year and now is the perfect time to “brush up” on your Ox painting skills.

This wonderful pocket reference book in the How to Paint Series has an incredible section on Ox. The half of the book dedicated to Ox is very strong, with excellent sequential instruction combined with finished masterpieces for inspiration.

Book Dimensions: 8.25” high x 5.75” wide, 84 pages, Chinese only

P005: How to Paint Horses and Ox \$11.00

Red Banner Paper

The same paper used to make the iconic Red Envelopes that are handed out during Chinese New Year. Can be painted on easily with very little buckling or wrinkling.

Great for making quick cards or small paintings to give away.

PN01A: 10 Cut Sheets (10 3/8” x 14 1/2”) \$5.00



New Year Paper Sampler

Our New Year sampler is great for making cards or smaller paintings. A perfect compliment to our Red Banner Paper, it gives you all the variety you need.

30 Cut Sheets (13 X 9”)

P04X-SM: New Year Paper Sampler \$20




Ox Lesson in Ink

The perfect lesson for 2021, the Year of the Ox. Express the spirit of this noble beast who embodies the ideals of strength, reliability, calmness and patience.

This composition is both accessible and beautiful. Our stroke by stroke lesson walks you through the line work and ink work so you can paint your own Ox for 2021.

GLS057: Ox Lesson in Ink - \$6.95 or free with qualifying purchases.



Paint Your Own Cards

Greeting cards are a wonderful way to share your artwork with those that mean the most to you.

POC: Paint Your Own Cards - \$12.95



Limited Ox Seal

Only 15 of these Ox Mood Seals left!

What if you decided that you were going to do 21 finished paintings this year and adorn each of them with this Ox Mood Seal? We can picture you now showcasing your 21 finished paintings and speaking of the meaning of the seal and the promise you made to yourself at the beginning of 2021.

Perfect for those born in the Year of the Ox! (1937, 1949, 1961, 1973, 1985, 1997, or 2009)

Please note that each one of these is a one-of-a-kind piece, so variations are to be expected and treasured.

Dimensions: 5/8” Square Positive Imprint

SL21OX: Ox Seal - \$45

Paint More Confident Lines with this New Family of Brushes

The first brush to be born into the family was our Biff Brush, followed by the Full Lotus Brush, and finally our Twig Brushes.

The Twig Brushes are a cross between our Biff and Double Happiness - shorter and thinner than the Biff but larger than the Double Happiness Small.

Sometimes simple strokes can be the most stressful - the final stem on a flower after all of the other strokes turned out well. These brushes are excellent, providing the stability when painting tree branches or flower stems. Don't let the last stroke cause you anxiety or stress!

This family of brushes was not created so much as it just *happened*. We collected the brushes as they intrigued us individually and piqued our curiosity. What is the common thread that binds these brushes together? They are all short, full-bodied combination brushes. What does this mean in practical terms? They provide greater stability and more consistent results when painting those difficult strokes.

When we first introduced the Biff Brushes, the way that they provided beautifully *consistent* bamboo stalks was revolutionary! A large portion of our OAS Family has migrated from using wash brushes to using Biff Brushes for their bamboo stalks. Why make painting harder for yourself?

Another common stroke that causes artists to stumble, is the bone stroke (also called the branch stroke). It is too easy to paint bone strokes with inconsistent thicknesses - starting off too thin or pushing down too hard and getting a stroke that is wider than intended.

Now obviously a master painter or dedicated student could brute force his way through the process and eventually paint satisfactory bone strokes. But why not use a brush that works *with* you instead of against you?

The Full Lotus Brush is the perfect brush for painting bone strokes, as it has a full body that supports your stroke by pushing back against you, instead of collapsing as you apply pressure. It makes it easy to paint consistent widths, instead of creating branches that look more like ribbons that get thicker the farther out they extend.

We believe that having a few solid brushes is better than having fifteen deficient brushes that work against you.



Twig Brushes

Type: Combination
Tip Dimensions: 7/8" x 5/16"
Tip Dimensions (Large): 1" x 1/2"
HSP10: Twig Brush - \$15
HSP10B: Big Twig Brush - \$22



Biff Brushes

Type: Combination
BIFF (Small) & Flyer 1-1/8" x 5/8"
BIFF (Large) & Flyer 1-1/4" x 3/4"
C4C: Biff Small - \$19
C4E: Biff Large - \$25



Full Lotus Brush

Tip Dimensions: 2" x 9/16"
Type: Combination
CSP04: Full Lotus Brush - \$39

Vegetables (V1): Vegetables, Fruits, Insects and Aquatic Life Paintings by Johnson Chow

Su-sing Chow is a master artist whose passion for sharing the beauty of Chinese art and culture have influenced a generation of artists including Ning Yeh. Master Chow has a wonderful mix of spontaneity and attention to detail and his books have some of the best English instruction for books that have both Chinese and English.

This volume is #1 in a four volume set and it focuses on vegetables. Johnson Chow does an exquisite job weaving his subject matter a tapestry of cultural history and significance. The importance of food in Chinese culture is on full display here and the subject matter is a perfect match for Chow's elegantly simple style.

110 pages, Chinese/English

M112: Vegetables (V1) - Vegetables, Fruits, Insects & Aquatic Life \$30



Dragon Porcelain Brush Rest

A place to rest up to six brushes while you paint. Can also double as a paper weight.

Material: porcelain/ceramic

Dimensions: 6-³/₈" x 2" x 1-¹/₈"


Additional Information: Blue dragon designs are hand painted. Expect slight variations from what's pictured on our website.

White porcelain with blue hand painted detail of a dragon. Six indentations along the top accommodates up to six spots for brushes.

BRPD: Dragon Porcelain Brush Rest \$15



Instead of resting your brushes on a paper towel or trying to balance them on top of the water bowl, give them a home with this porcelain brush rest! Perfect for avid painters.



Black Brush Hanger

This handsome black brush hanger is fashioned after an Oriental Gate.

Uses: A suitable centerpiece for an artist painting area or studio set-up, the hanger has 8 staggered pegs on each side.

This allows you to hang 16 brushes total with all of them being visible and accessible without doubling up.

Prolong the life of the bristles and handles of your brushes!

Easy to assemble with provided instructions.

Dimension: 17" x 12" x 4"

Alternative use: Some like to use these ornamental pieces for hanging jewelry. It's an elegant decorative piece!

BR10: Black Brush Hanger - \$50



Brush Roll - Single Layer Pocket

Pocket

If you're constantly traveling or painting on-the-go, this brush roll is for you!

Usage: organize and hold brushes for easy travels

Dimensions: 14¹/₈" x 13³/₄" x 1¹/₈"

Material: bamboo, polyblend

Additional Information: has ten individual pockets

BR08A: Brush Roll \$9.95

Oriental Art Supply's YouTube Channel

One resource that many OAS Family members aren't aware of is our OAS YouTube channel. It contains numerous painting tutorials (landscapes, birds, flowers), calligraphy demonstrations, book reviews and other insightful techniques that you won't want to miss out on! We post new videos regularly so make sure that you hit the "subscribe" button!





Ning Yeh demonstrating how to paint small birds



Ling Chi walks you through the process of painting a spontaneous style narcissus

To access our library of helpful videos, simply go to <https://www.youtube.com/user/OASart/featured> and click the subscribe button to receive updates.



Chinese Mountain Basics (Wash and Mist) by Ning Yeh



Chinese New Year Envelopes DIY by Ling Chi

Oriental Art Supply Exclusive Emailing List

GET 10% OFF YOUR NEXT ORDER!

Sign up on our email list and get 10% OFF your next order with us! Check your email for promo code. Not good with any other offer.

Get 10% OFF!

If you haven't signed up to receive emails from Oriental Art Supply, you are missing out on exclusive material released in advance for our emailing list. Emails include book reviews, tips and techniques that will help you reach your full artist potential, which materials are best suited for your needs and more!

If you have signed up but are not receiving emails from OAS, you can check your spam folder or talk to your provider to see why you're not receiving emails from OAS.

You can also call us at (714) 969-4470 and we can check to see if you are subscribed to our emails. We are always happy to resolve any issues that you may be experiencing!

To sign up for our emails, go to our website, scroll to the bottom of any page and fill in your email in the box in bottom right-hand corner.

First time email subscribers will receive a 10% off promo code to use on their next order.

OAS Order Form

NAME _____

ADDRESS _____

CITY _____ STATE _____ ZIP _____

PHONE () _____ EMAIL _____

HOW TO PLACE AN ORDER:

When placing an order be sure to write in your name, address, phone number and email address on the order form. When you have finished writing your order, please total the items including shipping (and tax where applicable). This will help us to serve you more efficiently. Thank you!

PAYMENT METHODS

OAS accepts checks, money orders, Visa, Mastercard, Discover & American Express. Please make checks and money orders payable to OAS and mail to:

Oriental Art Supply
P.O. Box 6596
Huntington Beach, CA 92615-6596

- To pay with a credit card, please call 1.800.969.4471, Monday through Friday, 9:00AM - 4:00PM, Pacific Standard Time.

MONEY BACK GUARANTEE

If you are not satisfied with your order, you are entitled to a refund. Returns are accepted on approval within 30 days of purchase. We cannot accept returns on videos, DVDs, seals, signature or sale items. Shipping and handling fees are non-refundable.

For returns, package all materials securely and mail with prepaid postage to:

Oriental Art Supply
21522 Surveyor Circle
Huntington Beach, CA 92646

NEW SIMPLE SHIPPING OPTION - OAS CHOICE

In our continuing quest to simplify our online ordering process, we've created a new Default Shipping option for orders submitted via our website. This shipping method is called OAS Choice and shipping is computed according to order amount, according to the following table:

ORDER AMOUNT	SHIPPING COST
\$0 - \$99.99	\$9.95
\$100 - \$199.99	\$14.95
\$200 - \$499.99	\$15.95
\$500+	FREE

When choosing OAS Choice, actual shipping will be done with a mixture of methods, but most often shipping will be done via USPS Priority Mail or UPS Sure Post. Shipping time varies between 2-8 business days depending on method and proximity to OAS.

You can still choose your own shipping method if you wish (USPS or UPS). However, this OAS Choice shipping method is a way to reduce your shipping costs by giving OAS the choice to ship the package in the most economical way.

SHIPPING OUTSIDE U.S. AND AIR

Priority and expedited shipping is available on request. All other shipping including priority, expedited, wholesale, shipping to locations outside the continental U.S. are billed at actual costs to OAS, starting at \$9.50.

CALCULATING SHIPPING FOR CHECK PAYMENT

If you prefer to pay by check, please use our website (www.orientalartsupply.com) to calculate your shipping or phone OAS at our toll free number to include enough funds.

NEW! GIFT WITH PURCHASE POLICY

If you wish to receive our Gift with Purchase items, submit online the appropriate promo code or mention by phone or mail order to ensure we include it in your order. This helps us avoid duplicate releases or patrons who wish not to receive the offer. One gift lesson per order that qualifies.

If you forget to mention or enter the promo code, you may receive it in your next order by making the request in the fulfillment notes or paying the postage necessary to mail it to you.

PRODUCTS FEATURED IN THIS NEWSLETTER:

Inside this issue

	Qty.	Total
Cover <i>page 1</i>		\$ _____

Chinese Brush Painting Mastery Step 4 *pages 2, 3*

BK01	Chinese Brush Painting: An Instructional Guide	\$24.50	_____
------	------------------------------------------------	---------	-------

Chinese Flower Painting Essentials *page 4*

BKNY01	108 Flowers Book 1 by Ning Yeh	\$24.00	_____
HSP04	Double Happiness Large Brush	\$34.95	_____
P25BL	Vintage Double Shuen (24 Cut Sheets)	\$24.00	_____

The Ferrari of Brushes *page 5*

BK16	Drawing (Painting) Trees by Lu Si-chiong	\$30.00	_____
C2E	OAS Super Flow Brush	\$40.00	_____
PBSET01	Premium Artist Brush Set	\$70.00	_____
HCPRE	PRE Series Brush Set	\$40.00	_____

Harmony with Oneself *page 6*

GLS056	Harmony Calligraphy Lesson	\$6.95	_____
SL1K3	Harmony Mood Seal - Positive Imprint	\$30.00	_____
SL1K4	Harmony Mood Seal - Negative Imprint	\$30.00	_____

Year of the Ox - Chinese New Year *page 7*

P005	How to Paint Horses and Ox	\$11.00	_____
PN01A	Red Banner Paper - 10 Cut Sheets	\$5.00	_____
GLS057	Ox Lesson in Ink	\$6.95	_____
POC	Paint Your Own Cards	\$12.95	_____

Paint More Confident Lines with this New Family of Brushes *page 8*

HSP10	Twig Brush	\$15.00	_____
HSP10B	Big Twig Brush	\$22.00	_____
C4C	Biff (Small) Brush	\$19.00	_____
C4E	Biff (Large) Brush	\$25.00	_____
CSP04	Full Lotus Brush	\$39.00	_____

Vegetable Paintings by Johnson Chow *page 9*

M112	Vegetables (V1) by Johnson Chow	\$30.00	_____
BRPD	Dragon Porcelain Brush Rest	\$15.00	_____
BR10	Black Brush Hanger	\$50.00	_____
BR08A	Brush Roll - Single Layer Pocket	\$9.95	_____

Total Your Order

Subtotal (from both pages)	\$ _____
CA Residents add 7.75% Sales Tax	\$ _____
Shipping	\$ _____
Grand Total	\$ _____

OAS ships all regular orders through UPS Ground. Shipping and handling is computed according to weight and location.

OAS Core Products

SETS		Qty.	Total
SET02B	Intro Calligraphy Set	\$19.99	
SET02	Calligraphy Set (^)	\$50.00	
SETUA	Ultimate Artist's Set (#)	\$300.00	
SETDV601B	Intro Brush Painting Set	\$24.99	
SETDV601	Orchid & Bamboo Beg. Set (%)	\$50.00	

BRUSHES

Brush Sets			
PBSET01	Premium Brush Set	\$70.00	
HCPRE	PRE-Series Intro Brush Set	\$40.00	

Best Hard Brushes

H1C	Happy Dot (#)	\$15.00	
H2E	Orchid Bamboo S (%)	\$23.00	
H2C	Orchid Bamboo M	\$26.00	
H2D	Orchid Bamboo L (#)	\$32.00	
H3	Dragon	\$75.00	
H6F	Spring XL	\$38.00	

Best Combination Brushes

C2M	Mini OAS Flow	\$15.00	out of stock
C2C	OAS Flow (^ #)	\$18.00	
C2B	OAS Medium Flow	\$25.00	
C2D	OAS Large Flow (#)	\$27.00	
C2E	OAS Super Flow	\$40.00	
C8	OAS Phoenix	\$90.00	

Quality Brushes

H1A	Best Detail	\$9.50	
H2A	Idea (@)	\$10.00	
H2B	Big Idea	\$12.00	
C2A	Flower Bird (@)	\$15.00	

Specialty Brushes

H1B	Landscape	\$10.00	
H1J	Leaf Vein	\$7.50	
H2J	Mtn. Horse Fine	\$15.00	
H2H	Mtn. Horse Small	\$17.00	
H2G	Mtn. Horse Medium (#)	\$20.00	
H2FL	Mtn. Horse Large	\$29.00	
F3	1.5" Wash Brush	\$8.50	
F1	2.5" Wash Brush (#)	\$13.00	
F5	3" Wash Brush	\$15.00	
F6	4.5" Wash Brush	\$20.00	
C4C	Biff 1 Brush	\$19.00	
C4E	Biff 2 Brush	\$25.00	

Brushes For Pottery

S2	Basic Soft	\$5.00	
H2	Basic Hard	\$3.50	

Fine-Line Brushes

H1D	Red Bean	\$5.00	
H1F	Red Feather Small	\$9.00	
H1G	Red Feather Large	\$11.00	
S1B	Fine Soft Small	\$9.00	
S1C	Fine Soft Medium	\$10.00	

RICE PAPER - RAW

Single Shuen (formerly Best Shuen)			
P10	10 Sheets, 27" x 54"	\$28.00	
P10P	100 Sheets, 27" x 54"	\$224.00	

Premium Double "Jade Plate" Shuen

P27	10 Sheets 27" x 54"	\$45.00	
P27P	100 Sheets 27"x54"	\$360.00	

Premium Double Shuen

P27BL	24 Sheets 13.75" x 18"	\$28.00	
-------	------------------------	---------	--

Vintage Double Shuen

P25BL	24 Sheets 13.75" x 18"	\$24.00	
-------	------------------------	---------	--

Practice Shuen

P03B	Practice Shuen 48 Sheets 13.75" x 9" (%)	\$9.50	
P03BL	Practice Shuen 48 Sheets 13.50" x 17.75"	\$25.00	

Double Shuen (SP)

P25	10 Sheets 27" x 54"	\$32.00	out of stock
P25P	100 Sheets 27" x 54"	\$240.00	out of stock

RICE PAPER - WET-ON-WET

Ma Paper		Qty.	Total
P06	10 Sheets 30" x 56"	\$35.00	
P06P	100 Sheets 30" x 56"	\$280.00	

Pi Paper

P11	Thin 10 Sheets 30" x 54"	\$40.00	
P11X	Thin 10 Sheets 26" x 37"	\$24.00	

Sized Shuen

P18H	Glass 5 Sheets, 27"x54"	\$15.00	
P14B	Shimmer 5 Sheets, 27"x54"	\$25.00	
P14C	Cicada 5 Shts, 52 1/2" x 25-3/4"	\$35.00	

Colored Patterned/Textured Paper

5 Sheet Rolls 26" x 52"			
P16	White Gold Fleck	\$15.00	

Other Practice & Calligraphy Paper

P03A	Practice Roll 12" x 600"	\$8.00	
P03	Practice Roll 18" x 600"	\$12.00	
P03C	Calligraphy Grid 100 Sheets	\$7.50	
P3M	Moon Palace Paper	\$12.00	

Mounting Paper

PAM	Mounting Sampler	\$20.00	
P15P	Chinese Mounting 38"x328"	\$175.00	
P15-24P	Chinese Mounting 24"x328"	\$80.00	
P15	Chinese Mounting 38"x8"	\$16.00	
P15-24	Chinese Mounting 24"x8"	\$12.00	
P7	Western, 5 Shts 26"x40"	\$12.00	

Paper Samplers

LP001	Paper Fundamentals	\$15.00	
-------	--------------------	---------	--

Card Making Accessories

POC	Paint Your Own Cards	\$12.95	
-----	----------------------	---------	--

CHINESE CHIP COLORS

CC01	Yellow (@ #)	\$7.50	
CC02	Burnt Sienna (@)	\$5.00	
CC03	Indigo (@ #)	\$7.50	
CC04	Red (@ #)	\$5.00	
CC05	Vermilion (@ #)	\$7.50	
CC06	Crimson	\$5.00	
CC07	Sky Blue	\$5.00	
CC08	Dark Red	\$5.00	
CC09	Lemon Yellow	\$5.00	
CC10	Rouge	\$5.00	

WATERCOLORS & SETS

CS01	Marie's Watercolor Set	\$10.99	
CS02	8-Piece Ideal Companion Set	\$7.99	
CS03	12-Piece Ideal Companion	\$9.99	
CS04	Japanese Watercolors	\$40.99	
W2	Martin's Bleed Proof White 1oz.	\$14.99	
W6	DaVinci White (37ml)	\$15.99	
WCSK050	Sakura White (30ml)	\$14.99	

INK

I02RJ	Suzuri Stone	\$12.00	
I02	Ink Stone (^ %)	\$15.00	
I04	Best Bottle Ink (#)	\$15.00	
I08	Shanghai Premium Ink Stick	\$20.00	
I09	Yellow Mt. Pine Smoke Ink Stick (^)	\$15.00	
I19A	Wu Chu Student Ink 60cc	\$5.00	
I19	Wu Chu Ink 300cc	\$12.95	
I14	500K Oil Ink Stick (%)	\$15.00	

PORCELAIN

CW30	Large Dish Set (#)	\$32.00	
CW30A	Large Dish	\$6.50	
CW45	Sm. Flower Plate	\$9.00	
CW60	Lg. Flower Plate (#)	\$14.00	
CW50	Lg. Water Bowl (#)	\$27.00	

ACCESSORIES

BR08A	Bamboo Brush Roll with single layer pockets	\$9.95	
BR10	Brush Hanger	\$50.00	
BRP-D	Brush Rest	\$15.00	
PW1	Paperweight Pair	\$35.00	
M1A	Mounting Paste	\$9.95	
M2	Mounting Applicator	\$6.95	
M3	Mounting Presser	\$8.95	
FELT	Felt, 24" x 36" grey or white (#)	\$8.00	
PB	Plastic Waterbowl	\$12.00	
BP2	Plastic Flower Plate (1/2) (%)	\$10.00	
ACBC04	Bamboo Brush Cup	\$5.00	

INSTRUCTIONAL DVDS

"Chinese Brush Painting with Ning Yeh" Emmy Award Winning Best Instructional Series

		Qty.	Total
DV01	Introduction (30 min.)	\$25.00	
DV02-03	Orchid (60 min.)	\$30.00	
DV04-06	Bamboo (90 min.)	\$40.00	
DV07	Panda (30 min.)	\$25.00	
DV08-10	Camellia (90 min.)	\$40.00	
DV11-12	Amaryliss (60 min.)	\$30.00	
DV13-15	Peony (90 min.)	\$40.00	
DV16-17	Horse (60 min.)	\$30.00	
DV18	Landscape Demo (30 min.)	\$25.00	
DV19-20	Signature, Seal & Mounting (60 min.)	\$30.00	
DV21	Entire Series 10 DVD Set	\$200.00	

"Chinese Flower Painting 1 - Flower Series"

DV101-102	Introduction (#) (60 min.)	\$36.00	
DV201-202	Iris (60 min.)	\$36.00	
DV203-204	Poppy (60 min.)	\$36.00	
DV205-206	Lotus (60 min.)	\$36.00	
DV207-208	Begonia (60 min.)	\$36.00	
DV209-210	Chrysanthemum (60 min.)	\$36.00	
DV211-212	Night-Blooming (60 min.)	\$36.00	
DV213-214	Peony (60 min.)	\$36.00	
DV215-216	Hydrangea (60 min.)	\$36.00	
DV217-218	Cattleya (60 min.)	\$36.00	
DV219-220	Magnolia (60 min.)	\$36.00	
DV221-222	Hibiscus (60 min.)	\$36.00	
DV223-224	Lilac (60 min.)	\$36.00	
DV225-226	Gladiolus (60 min.)	\$36.00	
DV227-228	Cymb. Orchid (60 min.)	\$36.00	
DV229-230	Entire Series 15 DVD Set	\$300.00	

"Chinese Flower Painting 2 - Flowering with Ning"

DV301	Pansy (60 min.)	\$36.00	
DV302	Tulip (60 min.)	\$36.00	
DV303	Morning Glory (60 min.)	\$36.00	
DV304	Fuchsia (60 min.)	\$36.00	
DV305	Calla Lily (60 min.)	\$36.00	
DV306	Rose (60 min.)	\$36.00	
DV307-08	Plum 1 & 2 (120 min.)	\$49.99	
DV309	Orchid (60 min.)	\$36.00	
DV310	Bamboo (60 min.)	\$36.00	
DV311-12	Chrysanthemum (90 min.)	\$49.99	
DV313	Cyclamen (60 min.)	\$36.00	
DV314	Dutch Iris (60 min.)	\$36.00	
DV315	Hollyhock (60 min.)	\$36.00	
DV316	Wisteria (60 min.)	\$36.00	
DV317	Sunflower (60 min.)	\$36.00	
DV318-19	Water Lily (120 min.)	\$50.00	

Additional DVDS

DV501	Goldfish	\$36.00	
DV502	Panda (Animal Series)	\$36.00	
DV505	Swallow	\$36.00	
DV507	Crane	\$36.00	
DV508	Dragonfly	\$36.00	
DV514	Koi	\$36.00	
DV601	Orchid & Bamboo (%)	\$36.00	
DV602	Chrysanthemum & Plum	\$36.00	
DV608	Season's Greetings	\$36.00	
DV614	Marbling	\$36.00	

STEP-BY-STEP INSTRUCTIONAL BOOKS

BK01	An Instructional Guide #	\$24.50	
BK02	ABC of Chinese Painting	\$29.00	
BKNY01-04	108 Flowers Set (Books 1-4)	\$96.00	
BKNY01	108 Flowers Book 1 by Yeh	\$24.00	
BKNY02	108 Flowers Book 2 by Yeh	\$24.00	
BKNY03	108 Flowers Book 3 by Yeh	\$24.00	
BKNY04	108 Flowers Book 4 by Yeh	\$24.00	
BKNY06	Landscape Lessons by Yeh	\$29.95	
BK06	Flowers and Birds: Perspective	\$30.00	
BK07	100 Flowers by Yang	\$35.00	
BK11	Drawing Lotus	\$30.00	
BK12	Ling-nan 1: Flower Vegetable	\$30.00	
BK13	Ling-nan 2: Insects/Fish/Birds	\$30.00	
BK16	Drawing Trees	\$30.00	
BK17	Drawing Mountains and Water	\$30.00	
BK18	Landscape in Four Seasons	\$30.00	
BK19	Paintings of Animals	\$18.00	
BK20	Goldfish and Golden Carp	\$30.00	
BK21	Painting Cat & Tiger	\$30.00	