

SHINY BOMB

BEAUTIFUL JEWELLERY

RING SIZE GUIDE

BEFORE PRINTING THIS DOCUMENT, PLEASE MAKE SURE THAT PAGE SCALING IS SET TO "NONE" OR SCALING IS SET TO 100% ON YOUR PRINT DIALOG BOX.

**THIS LINE WILL MEASURE 160MM IF PRINTED CORRECTLY.
PLEASE MEASURE LINE BEFORE USING THIS SIZE GUIDE**

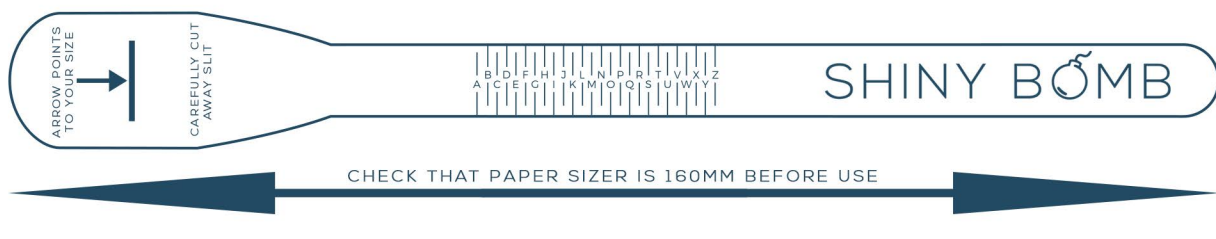
WE RECOMMEND GETTING MEASURED FOR A RING AT OUR STUDIO, HOWEVER IF YOU CAN'T DO THIS THERE ARE 3 OTHER OPTIONS YOU CAN CHOOSE:

- BUY ONE OF OUR RING SIZERS ONLINE (RECOMMENDED)
- MEASURE A RING THAT YOU KNOW FITS USING THE SIZE GUIDE BELOW
- CUT OUT AND USE THE PAPER RING SIZER BELOW

PLEASE NOTE THAT WE CANNOT GUARANTEE MEASURING YOUR RING SIZE WITH OUR PAPER GUIDE WILL BE ACURATE AND WE RECOMMEND VISITING US IN STORE OR BUYING ONE OF OUR SIZERS.

USING PAPER RING SIZER

1. CUT OUT RING SIZER BELOW AND ENSURE IT IS 160MM LONG.
2. PLACE END OF RING SIZER THROUGH SLIT CREATING A RING
3. PLACE SIZER ON THE FINGER YOU WANT TO MEASURE.(NOT TOO TIGHT)
4. THE ARROW WILL POINT TO YOUR RING SIZE.

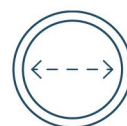


MEASURE A RING THAT YOU KNOW FITS

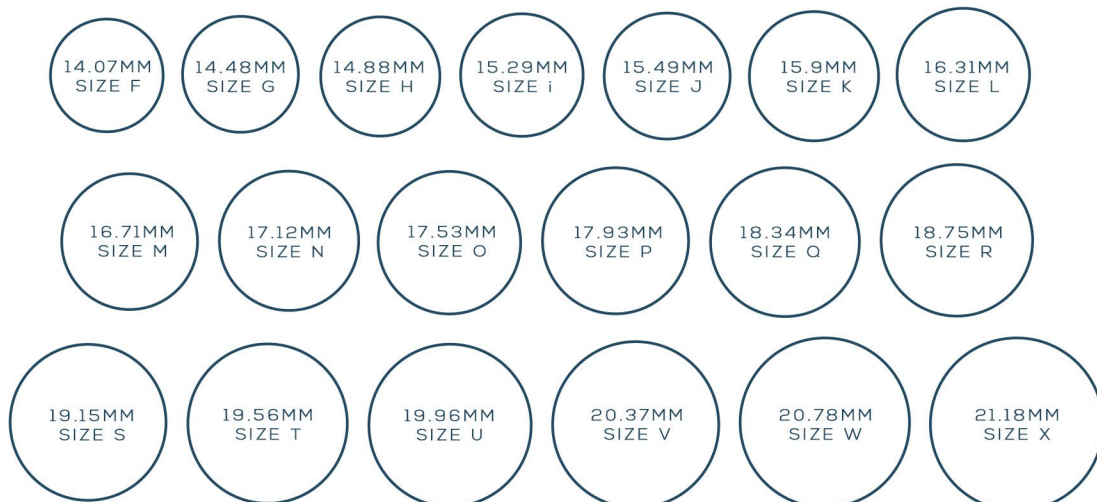
MEASURE THE INSIDE OF THE RING AND MATCH IT TO A MEASUREMENT BELOW

OR

PLACE RING OVER THE TEMPLATE BELOW AND MATCH THE INSIDE EDGE OF THE RING TO A CIRCLE.



INSIDE DIAMETER



WWW.SHINYBOMB.CO.UK