



WH200001



WH200002

Luminous Series Track Light

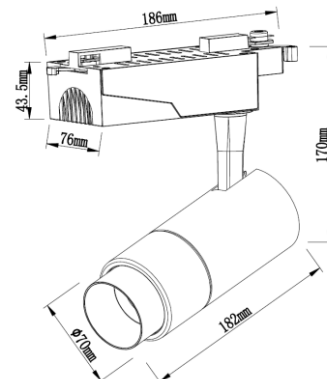


CRI90
CRI95

50000 H

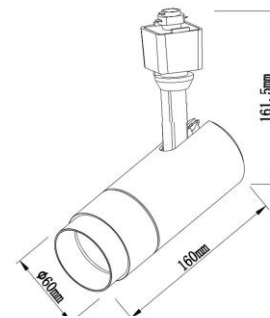
Description

- Built-In driver for a Compact and Elegant Look and Easy installation
- Beam angle: 12D-60D or 15D/24D/38D/60D
- SDCM<5 is the basic, if customer need, SDCM<3
- UGR<16; CRI>90 or CRI>95, R9>0.
- Power: 30W; input: 90-277 VAC
- On/off, Triac, 0-10 V is available.



Characteristic


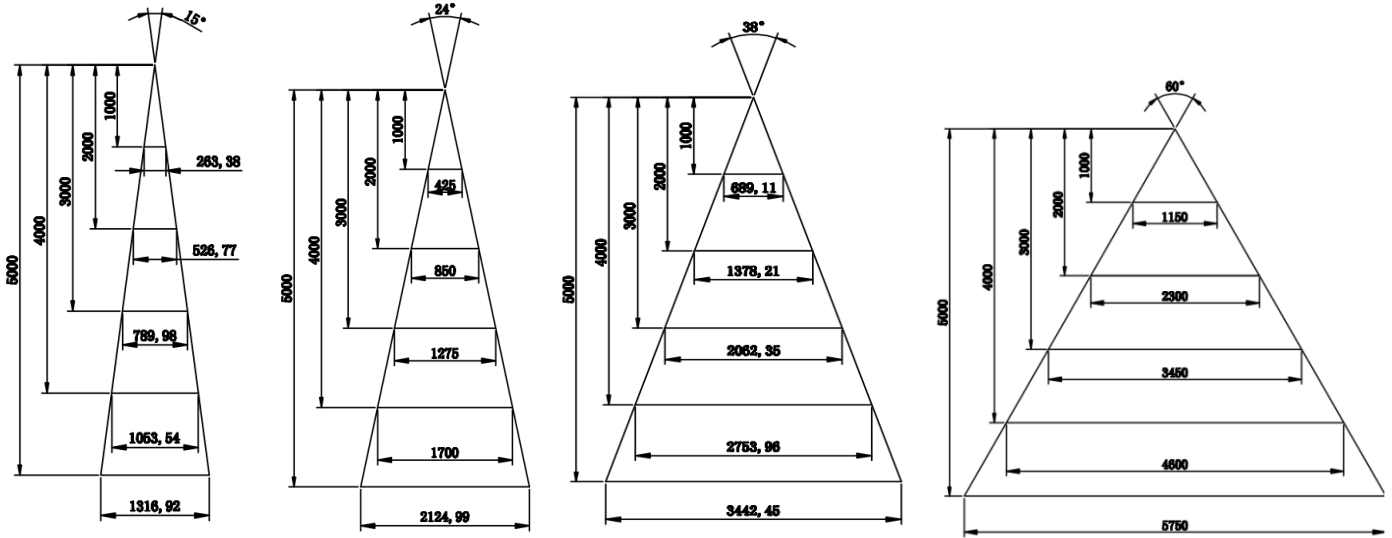
- Power Supply: 30W or 15W
- Power Factor: >0.95
- UGR<16
- Lamp body Color: white/black
- LEDs Brand: Luminous for the standard type.




NO.	Power	Size	Efficiency	Input Voltage	Installation ways	CCT
WH200001	30W	Φ70mm×182mm×170mm Φ22.75"× L 7.16 "× H6.69"	90lm/w	AC90-277V	2 wires / 3 wires / 4 wires track mounted	4000K or customized

NO.	Power	Size	Efficiency	Input Voltage	Installation ways	CCT
WH200002	15W	Φ60mm×162mm×160mm Φ2.36"× L6.37"× H6.29"	90lm/w	AC90-277V	2 wires / 3 wires / 4 wires track mounted	4000K or customized

Beam angle, installation height (mm) & Light diameter/distance (mm)



Why LED Center USA Lights: Enhanced Colors, Light Softness




Ra 95
High CRI

Ra 90
Moderate CRI

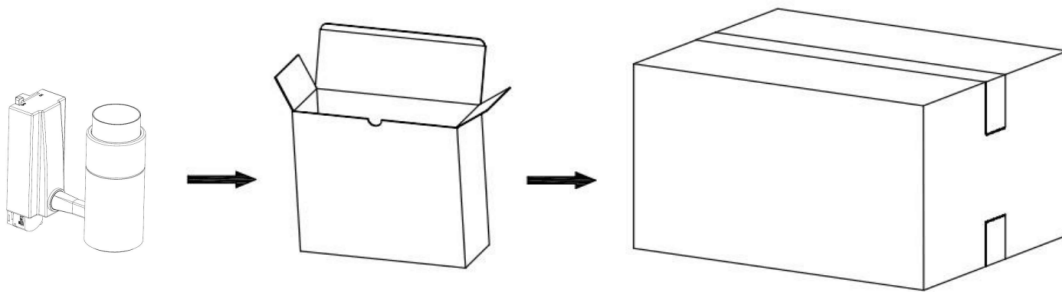
Ra 80
Standard CRI



Applications: Suitable for Museums, Art galleries ...



Packing Information:



Product Name	Item No.	Dimension (inch)	Inner packing size (inch)	Outer packing size (inch)	Net weight (lb)	Gross weight (lb)	Package Carton (PCS)
Leica Series Track Lights	DT-P7017G-GTC-030	Φ 22.75" x L 7.16 " x H 6.69"	10.62"*8.85"* 4.72"	21.85"*14.76"* 18.70"	2.74 lb/box	36 LB/CTN	12PCS/CTN

Storage and use conditions:

1. The storage environment requires waterproof, moisture-proof and dust-proof;
2. Storage temperature: -45° C-+80° C;
3. The storage humidity is between 30% and 95%;
4. Use voltage: AC90-277V;
5. Working environment temperature: Indoor -40° C - +50° C;
6. Relative humidity: 10% - 95%.

Note:

1. This product is suitable for use in indoor and dry environments. It should avoid to installed in places with heat, hot steam, moisture, corrosive gases, etc., and prevent the entry of oil, water, or other liquids, so as not to affect product performance and life.
2. For the sake of safety, non-professionals and non-authorized personnel cannot perform internal maintenance and replacement of parts on the product;
3. Please use LED ceiling light under the rated working voltage. Below or higher than the rated voltage will damage the internal components of the lamp;
4. When installing the track light, the track head must be fully engaged on the track strip card slot, and tighten the card position to stuck the track head, to ensure electrical connection between the rail head and the rail bar connection copper a good contact.
5. Do not look directly at the light source when the light is on, and avoid eye burns.
6. When a smoke or unpleasant odor is detected during start-up or use, turn off the main power immediately.
7. Shut off the power supply must be shut down for five minutes, so that after the capacitor has a full discharge time, the product can only be maintained after cooling.