





Best360 Monopod Pro Carbon Fiber Edition User Manual

Contents

	Best360 Carbon Fiber 150CM Selfie Stick
	Best360 Stainless Steel 500G Counterweight
	Best360 Aluminium Adjustable Tripod Legs
	Best360 Aluminium Hex Key



Best360 Carry Case



Best360 Aluminium Ball Head



Best360 Phone Clip

How to assemble the Best360 Monopod Pro

1. Unfold the tripod legs.
2. Screw the counterweight on top of the tripod leg.
3. Screw the selfie stick on top of the counterweight.
4. Screw the 360 camera on top of the selfie stick.
5. Turn the selfie stick knobs slightly anti-clockwise to unlock the sticks.
6. Pull the sticks up to your desired length. Turn the selfie stick knobs fully clockwise to lock the sticks into place.

How to adjust the Tripod Legs in a narrower position

1. Fold the tripod legs.
2. Turn the ring (above the legs) clockwise.
3. Unfold the tripod legs. The Tripod Legs will be narrow.

How to adjust the Tripod Legs in a wider position

1. Fold the tripod legs.
2. Turn the ring (above the legs) anti-clockwise.
3. Unfold the tripod legs. The Tripod Legs will be wide.

Best practices

The Tripod Legs should be tight enough so the legs hold its position naturally. If the Tripod legs are floppy, then use the Hex Key provided to tighten the legs. But please avoid overtightening. If the legs are overtightened, then the friction from folding and unfolding the legs several times can cause permanent damage to your Tripod Leg. The leg joints will become loose and cannot be tightened anymore. Over time with wear and tear, the Tripod Leg joints may loosen up. Use the Hex Key provided to tighten the legs.

It is highly recommended the Tripod Leg is set to the widest position possible for maximum sturdiness indoors and outdoors. This will greatly reduce the chance of your 360 camera or phone accidentally falling over.

The Best360 Monopod is modular. The Selfie Stick can be used on its own as an “invisible selfie stick” with a 360 camera.

When the Selfie Stick is fully extended, the weight of the fully extended Selfie Stick and 360 camera may strain your wrist over long use. Screw the counterweight on the bottom of the fully extended Selfie Stick to counter the weight at the top of the Selfie Stick. This will make the Selfie Stick more comfortable to hold for a longer period of time.

Never turn the selfie stick knobs fully anti-clockwise. This will dismantle the selfie stick into separate pieces.

Contact Best360

For help and support please send an email to:

hello@best360.co.uk. Thank you.



Best360

<https://best360.shop>

Best360 Ltd, 85 Great Portland Street, London, W1W 7LT