





# Best360 Monopod Carbon Fiber Edition

# User Manual

## Contents

	<b>Best360 150CM Carbon Fiber Selfie Stick</b>
	<b>Best360 500G Stainless Steel Counterweight</b>
	<b>Best360 Adjustable Aluminium Tripod Legs</b>
	<b>Best360 Aluminium Hex Key</b>

## **How to assemble the Best360 Monopod**

1. Unfold the tripod legs.
2. Screw the counterweight on top of the tripod leg.
3. Screw the selfie stick on top of the counterweight.
4. Screw the 360 camera on top of the selfie stick.
5. Turn the selfie stick knobs slightly anti-clockwise to unlock the sticks.
6. Pull the sticks up to your desired length. Turn the selfie stick knobs fully clockwise to lock the sticks into place.
7. Additional counterweights can be screwed onto the tip of the Tripod Legs for maximum stability.

## **How to adjust the Tripod Legs in a narrower position**

1. Fold the tripod legs.
2. Turn the ring (above the legs) anti-clockwise to move the ring downwards. The more you move the ring down, the narrower the tripod legs will become.
3. Unfold the tripod legs. The Tripod Legs will be narrow.

## **How to adjust the Tripod Legs in a wider position**

1. Fold the tripod legs.
2. Turn the ring (above the legs) clockwise to move the ring upwards. The more you move the ring up, the wider the tripod legs will become.
3. Unfold the tripod legs. The Tripod Legs will be wide.

## Best practices

The Tripod Legs should be tight enough so the legs hold its position. If the Tripod legs are floppy, then use the Hex Key provided to tighten the legs. But please avoid overtightening. If the legs are overtightened, then the friction from folding and unfolding the legs several times can cause permanent damage to your Tripod Leg. The leg joints will become loose and cannot be tightened anymore. Over time with wear and tear, the Tripod Leg joints may loosen up. Use the Hex Key provided to tighten the legs.

It is highly recommended the Tripod Leg is set to the widest position possible for maximum sturdiness indoors and outdoors. This will greatly reduce the chance of your 360 camera accidentally falling over.

The Best360 Monopod is modular. The Selfie Stick can be used on its own as an “invisible selfie stick”.

When the Selfie Stick is fully extended, the weight of the fully extended Selfie Stick and 360 camera may strain your wrist over long use. Screw the counterweight on the bottom of the fully extended Selfie Stick to counter the weight at the top of the Selfie Stick. This will make the Selfie Stick more comfortable to hold for a longer period of time.

Never turn the selfie stick knobs fully anti-clockwise. This will dismantle the selfie stick into separate tubes.

Never open and close the tripod legs with the counterweights attached on the tip of the tripod legs. The pressure of the weight will cause the joints to wear down faster and become loose more quickly over time.

## Contact Best360

For help and support please send an email to:

[hello@best360.co.uk](mailto:hello@best360.co.uk). Thank you.



**Best360**

<https://best360.shop>

Best360 Ltd, 85 Great Portland Street, London, W1W 7LT