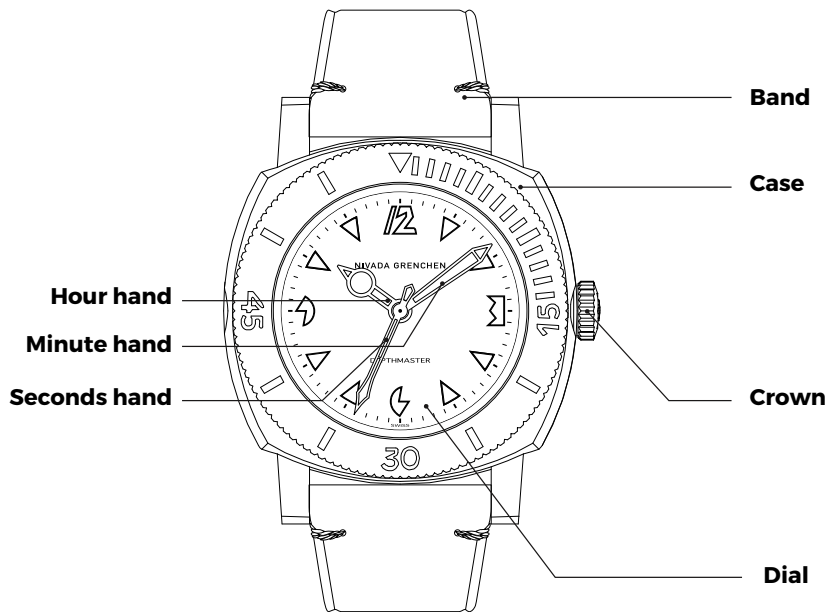


DEPTHMASTER
WITHOUT DATE
AUTOMATIC

INSTRUCTION MANUAL

DEPTHMASTER Watch parts



DEPTHMASTER Crown Position

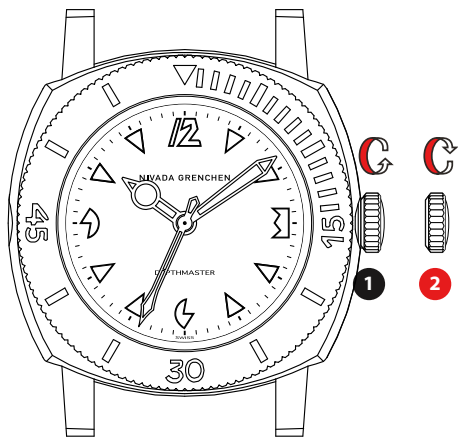


1 Position normal

2 Manual winding

3 Setting the time

DEPTHMASTER Manual winding



1. **1** Position turn the crown unclockwise , unscrew crown
To **2** position

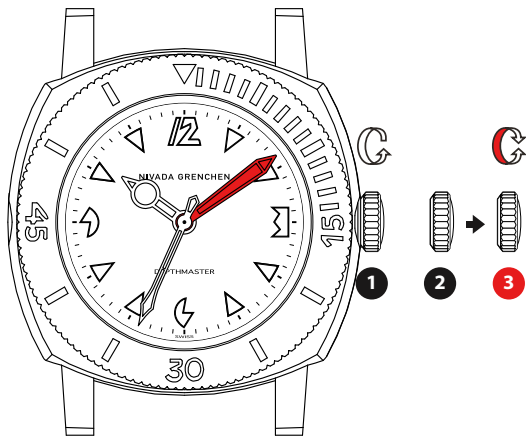
2. **2** Manual winding

To manually wind the movement twist the crown clockwise approximately 8-9 times and keep wearing .

★ *This an automatic winding movement. with daily wear the movement will wind itself and will not require manual winding. but it is not worn for a certain amount of time, its power reserve (in this model, 38 hours) is exhausted, and the watch stops.*

3. Screw in crown back to normal position **1**

DEPTHMASTER Setting the time



1. **2** Crown out to the **3** position

2. Turn the crown to set hour and minute hands

3. Screw in crown back to normal position **1**

*Nivada
Grenchen*