

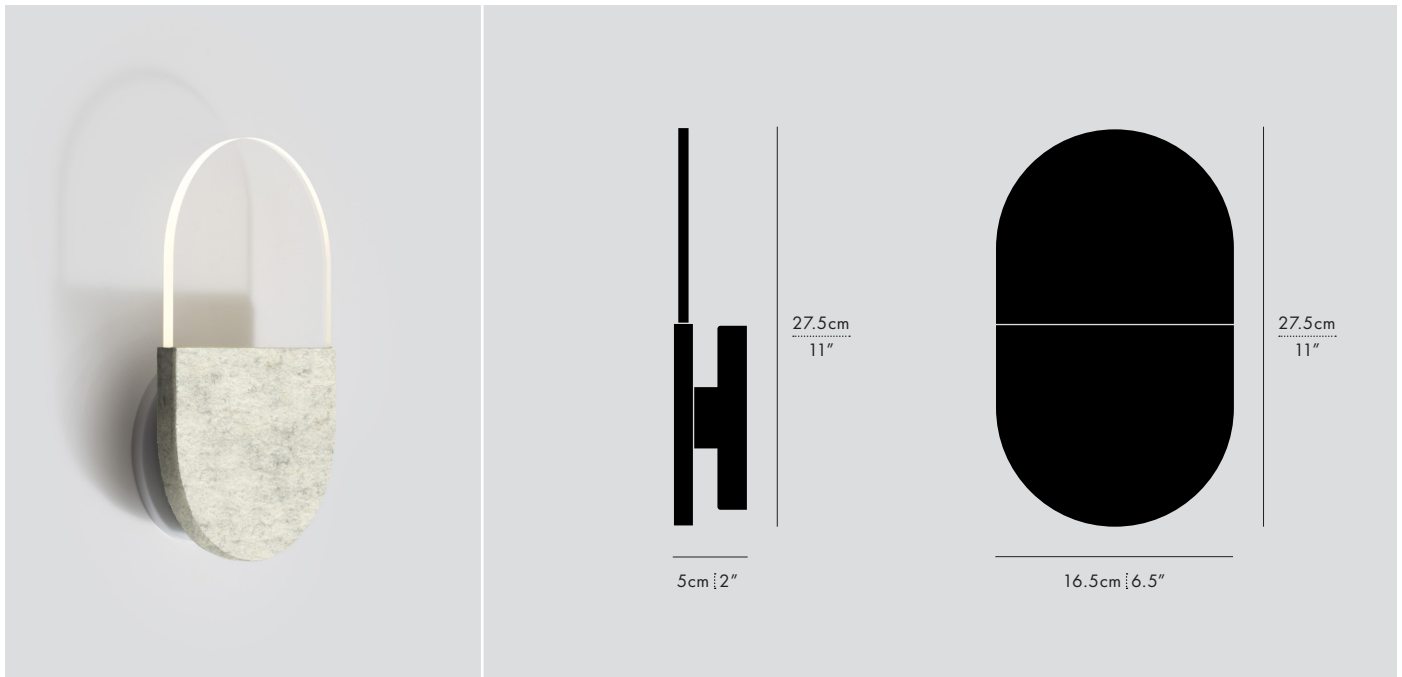
SLAB W20 - W

WALL / DESIGNER: LUKAS PEET / 2013

A-N-D

MANUFACTURED IN CANADA

A-N-D.COM



SLA-W20-W-WWH-30-ELV-120

VISIT A-N-D.COM FOR 3D MODELS INCLUDING REVIT/IES.

DESCRIPTION

Slab's acoustic properties reduce ambient noise while its distinctive aesthetics stand out.

TYPE

Pendant

DIMENSIONS

- Luminaire: 16.5 x 27.5 x 5cm /
6.5" x 11" x 2"

CERTIFICATIONS

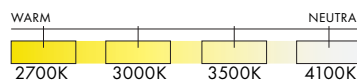


* APPLICATION: DRY INDOOR LOCATION ONLY

TECHNICAL INFORMATION

- Input Voltage: 110-120V, 220-240V, 110-277V
- Lamping: Integral 2W 12V DC LED
CRI 90+, 50,000 hours
- Lumens: 122 lumens delivered
- Power Supply: Phase Dimming, 0-10V, DALI

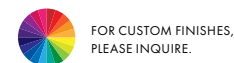
COLOUR TEMPERATURE



MATERIALS

- Acrylic
- Merino Wool

FINISHES



SERIES	SIZE	TYPE	FINISH	CCT	PS	VOLTAGE IN
SLA	W20	W	<input type="checkbox"/> WWH (WOOL WHITE) <input type="checkbox"/> GRY (WOOL GREY) <input type="checkbox"/> BRN (WOOL BROWN) <input type="checkbox"/> BLK (WOOL BLACK) <input type="checkbox"/> GLD (MARIGOLD) <input type="checkbox"/> GRN (FERN GREEN)	<input type="checkbox"/> 27 (2700K) <input type="checkbox"/> 30 (3000K) <input type="checkbox"/> 35 (3500K) <input type="checkbox"/> 41 (4100K)	<input type="checkbox"/> ELV <input type="checkbox"/> 010 <input type="checkbox"/> DAL	<input type="checkbox"/> 120 <input type="checkbox"/> 230 <input type="checkbox"/> 277*

*277 ONLY AVAILABLE WITH 010

