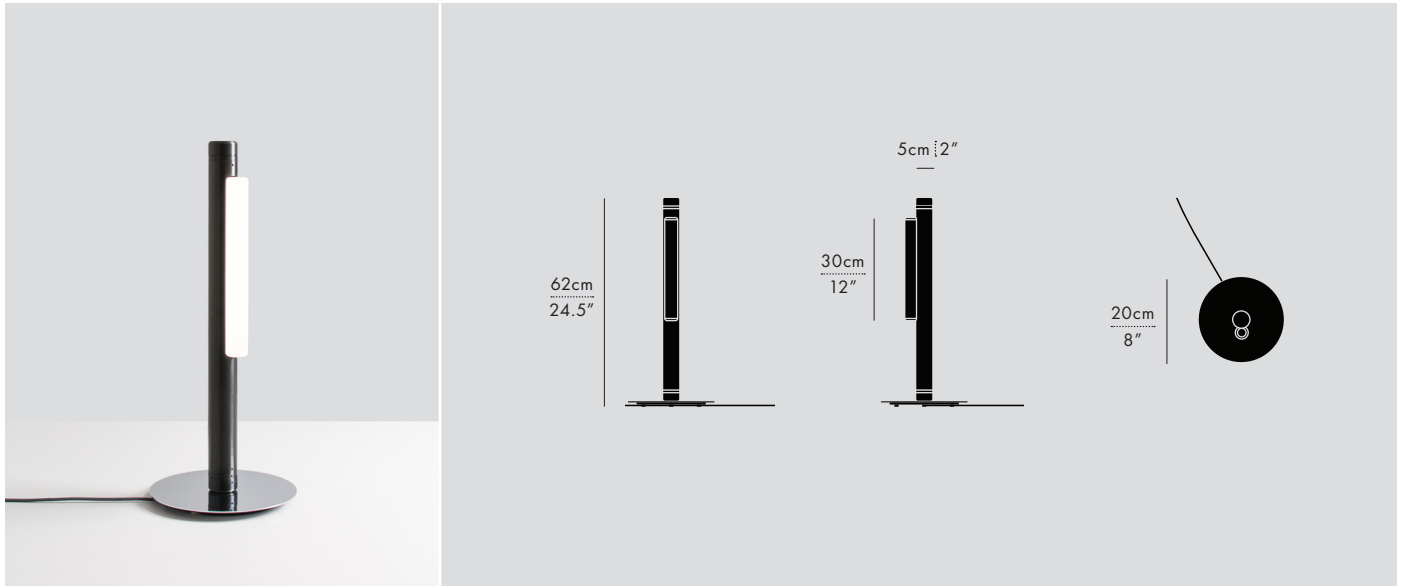


# PIPELINE – T

TABLE / DESIGNER: CAINE HEINTZMAN / 2017



PIP-40-T-BK-120

VISIT [A-N-D.COM](http://A-N-D.COM) FOR 3D MODELS INCLUDING REVIT/IES.

## DESCRIPTION

Upright, the table and floor series redirect light and purpose; while the chrome mirror weighted base enhances the sleek profile.

## TYPE

Table

## DIMENSIONS

- Luminaire: 62 x 20 x 20cm / 24.5" x 8" x 8"

## CERTIFICATIONS



\* APPLICATION: DRY INDOOR LOCATION ONLY

## TECHNICAL INFORMATION

- Input Voltage: 110–120V, 220–240V
- Lamping: Integral 5W 24V DC LED CRI 90+, 50,000 hours
- Lumens: 239 lumens delivered
- Controls: Hand dimmer switch included

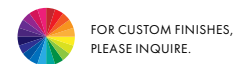

## DIM TO WARM



## MATERIALS

- Aluminum
- Acrylic

## FINISHES



SERIES	SIZE	TYPE	BODY FINISH	END CAP/JOINER	VOLTAGE IN
PIP	40	T	<input type="checkbox"/> BK (BLACK)	<input type="checkbox"/> BK (BLACK)	<input type="checkbox"/> 120
			<input type="checkbox"/> WH (WHITE)	<input type="checkbox"/> WH (WHITE)	<input type="checkbox"/> 230
				<input type="checkbox"/> BR (BRASS)	
			<input type="checkbox"/> BR (BRASS)	<input type="checkbox"/> CP (COPPER)	
			<input type="checkbox"/> CP (COPPER)	<input type="checkbox"/> CH (CHROME)	
			<input type="checkbox"/> CH (CHROME)		

