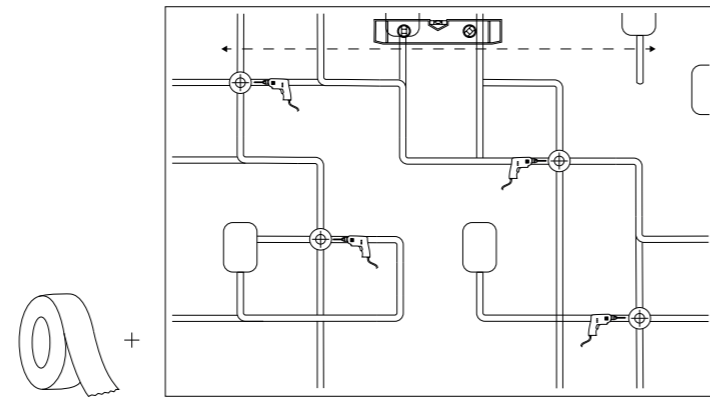


## UNDERGROUND COAT RACK

### Instructions

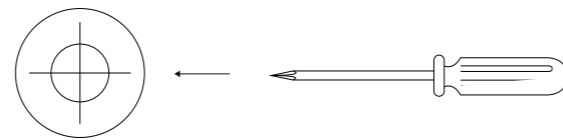
- ① Place the template on the wall where you would like to place the Underground Coat Rack. The dotted lines must be horizontal - use spirit level to ensure the best result.

Placer denne template på væggen hvor du ønsker at hænge din Underground Coat Rack, de stiplede linier skal hænge horisontalt, brug eventuelt et vaterpas.



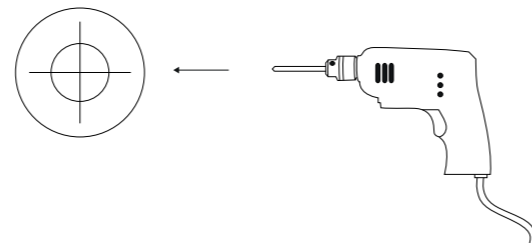
- ② Use a sharp tool to poke holes in the wall, in each of the four markings. For example with a screwdriver. Remove the template afterwards.

Brug en skarp genstand til at prikke huller i væggen, i hver af de fire afmærkninger. For eksempel med en skruestrækker. Fjern derefter template.

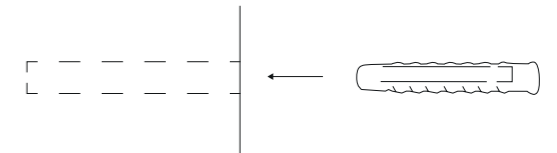


- ③ Drill an 8 mm hole in each of the four markings on the wall.

Bor et 8 mm bredt hul i hver af de fire afmærkninger på væggen.

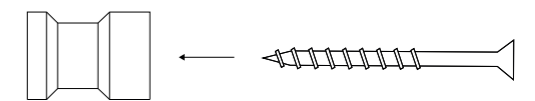


- ④ Insert rawplugs in all four holes.  
Indsæt rawplugs i alle fire huller.



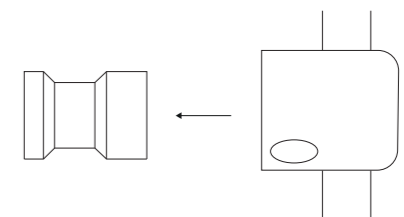
- ⑤ Place a bushing and a screw on top of one of the holes and tighten the screw as much as possible. Repeat on the remaining three holes.

Placér en bøsning over et af hullerne og skru en skrue igennem. Gentag ved de resterende 3 huller.



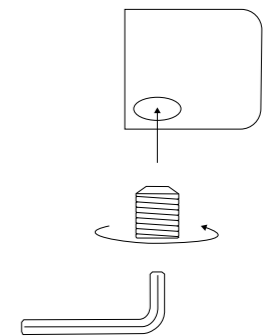
- ⑥ Place the Underground Coat Rack on top of the bushings.

Placer Underground Coat Rack over alle fire bøsninger.



- ⑦ Security by fastening the four grub screws.

Du sikre Underground Coat Rack ved at spænde de fire pinolskruer.



**Please note:** Different wall materials require different types of fixing devices. You should always use fixing devices suitable for the walls in your home. The rawplugs and screws included are suitable for brick and concrete walls. The screws can also be used without rawplugs in wooden walls. If you are uncertain about what type of fixing devices to use, please contact your local hardware store.

**OBS:** Forskellige typer vægge, kræver forskellige typer ophængsmaterialer. Du bør altid bruge de materialer, der passer til væggene i dit hjem. De rawplugs og skruer, der er inkluderet i denne pakke, er beregnet til murstens- og cementvægge. Skruerne kan desuden bruges uden rawplugs i trævægge. Hvis du er usikker på hvilke typer materialer, der er bedst egnet til at sætte Underground Coat Rack op med i dit hjem, spørg da venligst dit lokale byggemarked til råds.

