

REECH

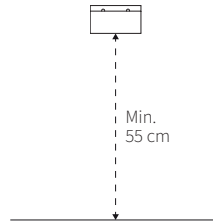
by C.F. Møller

Instruction

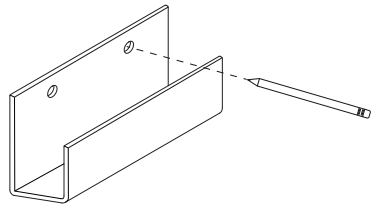
Please note!

The supplied screws and rawplugs are intended for brick wall only. If the product is to be mounted on other wall types, screws and rawplugs must be changed to match the correct wall type.

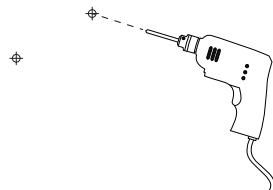
- ① Position the bracket in a minimum height of 55 cm from the floor.



- ② Place the bracket on the wall, in the desired position, and make markings through the two holes.



- ③ Remove bracket and drill a 6 mm hole in each of the two markings.

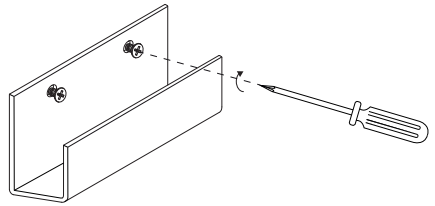


GEJST

- ④ Insert rawplugs in both holes.



- ⑤ Fasten bracket on the wall with the two screws.



- ⑥ Place Reech on the bracket.

