

SOUL ARTUS 900X1200 SHOWER PACKAGE

ARTUS DOOR SET, 3 WALL / ALCOVE



ARTUS DOOR SET

CONFIGURATION	3 wall / alcove To suit trays with ABC upstands
MATERIAL	Stainless steel joinery 8mm toughened safety glass
HEIGHT (mm)	2000
ORIGIN	PRC

SOUL SHOWER TRAY

see following page

NOTES

- 10 year warranty for shower enclosure, 12 months warranty for shower seals*
- All measurements are nominal
- Suitable for tiled and acrylic wall applications
- Door can be installed with right or left hand opening**
- Included - 3M™ easy clean glass coating
- Optional - flat or moulded wall liner available**
- Optional - glass shelves sold separately**
- Optional - black drip seal available**

PRODUCT CODES & FINISHES

PRODUCT CODES CONSIST OF THE FOLLOWING COMPONENTS:

- DOOR & GLASS TAKE-UP
- INSTALLATION KIT




Polished
Chrome

KD1AR12ACH



Brushed
Nickel PVD

KD1AR12ABN



Brushed
Gunmetal PVD

KD1AR12AGM

MARCH 2024

ALL MEASUREMENTS ARE NOMINAL
*WARRANTIES APPLY TO RESIDENTIAL DOMESTIC USE ONLY. WARRANTY VOID
IF PRODUCT IS NOT INSTALLED ACCORDING TO OUR SPECIFICATIONS.
**FOR FURTHER INFORMATION ON BIPR, INSTALLATION GUIDE AND PRODUCT
OPTIONS PLEASE REFER TO THE WEBSITE.
athena.co.nz

SOUL ARTUS 900X1200 SHOWER PACKAGE

SOUL CORNER WASTE TRAY



SOUL SHOWER TRAY

CONFIGURATION	3 wall / alcove, ABC upstands
FINISH	Gloss white
MATERIAL	Acrylic capped ABS
WIDTH (mm)	1200
DEPTH (mm)	900
HEIGHT (mm)	65
WASTE POSITION	Corner
ORIGIN	Aotearoa / New Zealand

NOTES

- 10 year warranty*
- All measurements are nominal
- Suitable for tiled and acrylic wall applications
- 25mm upstands moulded into shower tray

PRODUCT CODES & CONFIGURATIONS

PRODUCT CODES CONSIST OF THE FOLLOWING COMPONENTS:

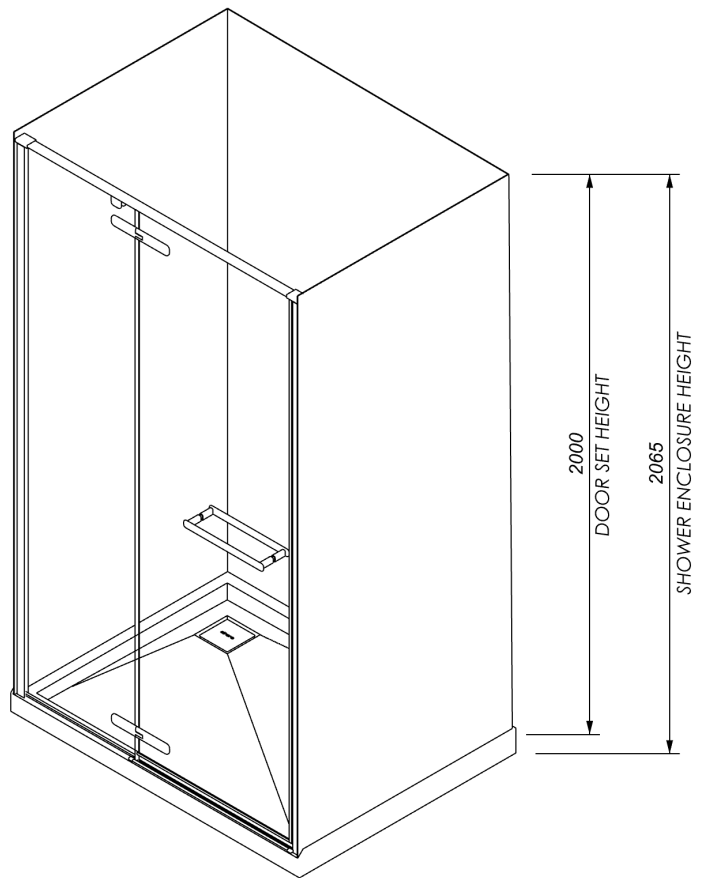
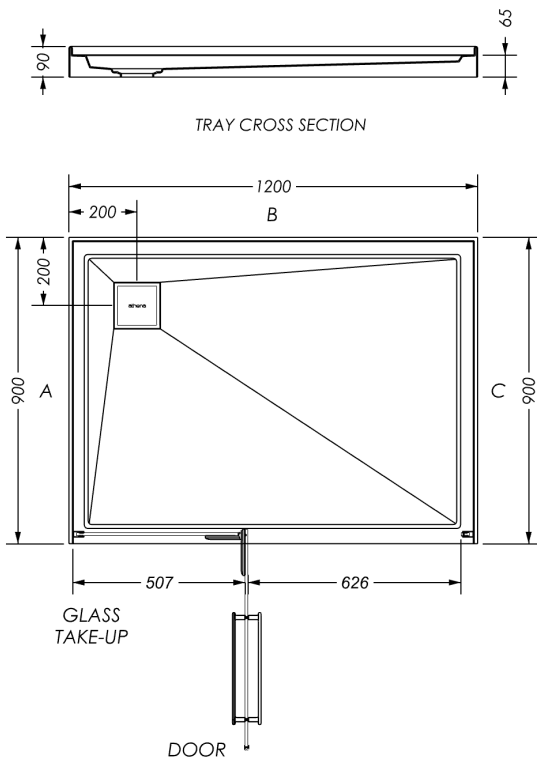
- SHOWER TRAY
- EASY CLEAN WASTE
- INSTALLATION KIT

	LEFT CORNER WASTE	RIGHT CORNER WASTE
2 sided (AB upstands)	TRSA92	X
2 sided (BC upstands)	X	TRSA29
3 sided (ABC upstands)	TRSA2A	X

MARCH 2024

ALL MEASUREMENTS ARE NOMINAL
 *WARRANTIES APPLY TO RESIDENTIAL DOMESTIC USE ONLY. WARRANTY VOID
 IF PRODUCT IS NOT INSTALLED ACCORDING TO OUR SPECIFICATIONS.
 **FOR FURTHER INFORMATION ON BIPR, INSTALLATION GUIDE AND PRODUCT
 OPTIONS PLEASE REFER TO THE WEBSITE.
athena.co.nz

SOUL ARTUS 900X1200 SHOWER PACKAGE



MARCH 2024

ALL MEASUREMENTS ARE NOMINAL
*WARRANTIES APPLY TO RESIDENTIAL DOMESTIC USE ONLY. WARRANTY VOID
IF PRODUCT IS NOT INSTALLED ACCORDING TO OUR SPECIFICATIONS.
**FOR FURTHER INFORMATION ON BIPR, INSTALLATION GUIDE AND PRODUCT
OPTIONS PLEASE REFER TO THE WEBSITE.
athena.co.nz