

SOUL ARTUS 1000X1000 SHOWER PACKAGE

ARTUS DOOR SET, 2 WALL



ARTUS DOOR SET

CONFIGURATION	2 wall To suit trays with AB or BC upstands
MATERIAL	Stainless steel joinery 8mm toughened safety glass
HEIGHT (mm)	2000
ORIGIN	PRC

SOUL SHOWER TRAY

see following page

NOTES

- 10 year warranty for shower enclosure, 12 months warranty for shower seals*
- All measurements are nominal
- Suitable for tiled and acrylic wall applications
- Door and return panel are reversible**
- Included - 3M™ easy clean glass coating
- Optional - flat or moulded wall liner available**
- Optional - glass shelves sold separately**
- Optional - black drip seal available**

PRODUCT CODES & FINISHES

PRODUCT CODES CONSIST OF THE FOLLOWING COMPONENTS:

- DOOR & GLASS TAKE-UP
- RETURN PANEL
- INSTALLATION KIT




Polished
Chrome

KD1AR11CH



Brushed
Nickel PVD

KD1AR11BN



Brushed
Gunmetal PVD

KD1AR11GM

MARCH 2024

ALL MEASUREMENTS ARE NOMINAL
*WARRANTIES APPLY TO RESIDENTIAL DOMESTIC USE ONLY. WARRANTY VOID
IF PRODUCT IS NOT INSTALLED ACCORDING TO OUR SPECIFICATIONS.
**FOR FURTHER INFORMATION ON BIPR, INSTALLATION GUIDE AND PRODUCT
OPTIONS PLEASE REFER TO THE WEBSITE.
athena.co.nz

SOUL ARTUS 1000X1000 SHOWER PACKAGE

SOUL CORNER WASTE TRAY



SOUL SHOWER TRAY

CONFIGURATION	2 wall, AB / BC upstands
FINISH	Gloss white
MATERIAL	Acrylic capped ABS
WIDTH (mm)	1000
DEPTH (mm)	1000
HEIGHT (mm)	65
WASTE POSITION	Corner
ORIGIN	Aotearoa / New Zealand

NOTES

- 10 year warranty*
- All measurements are nominal
- Suitable for tiled and acrylic wall applications
- 25mm upstands moulded into shower tray

PRODUCT CODES & CONFIGURATIONS

PRODUCT CODES CONSIST OF THE FOLLOWING COMPONENTS:

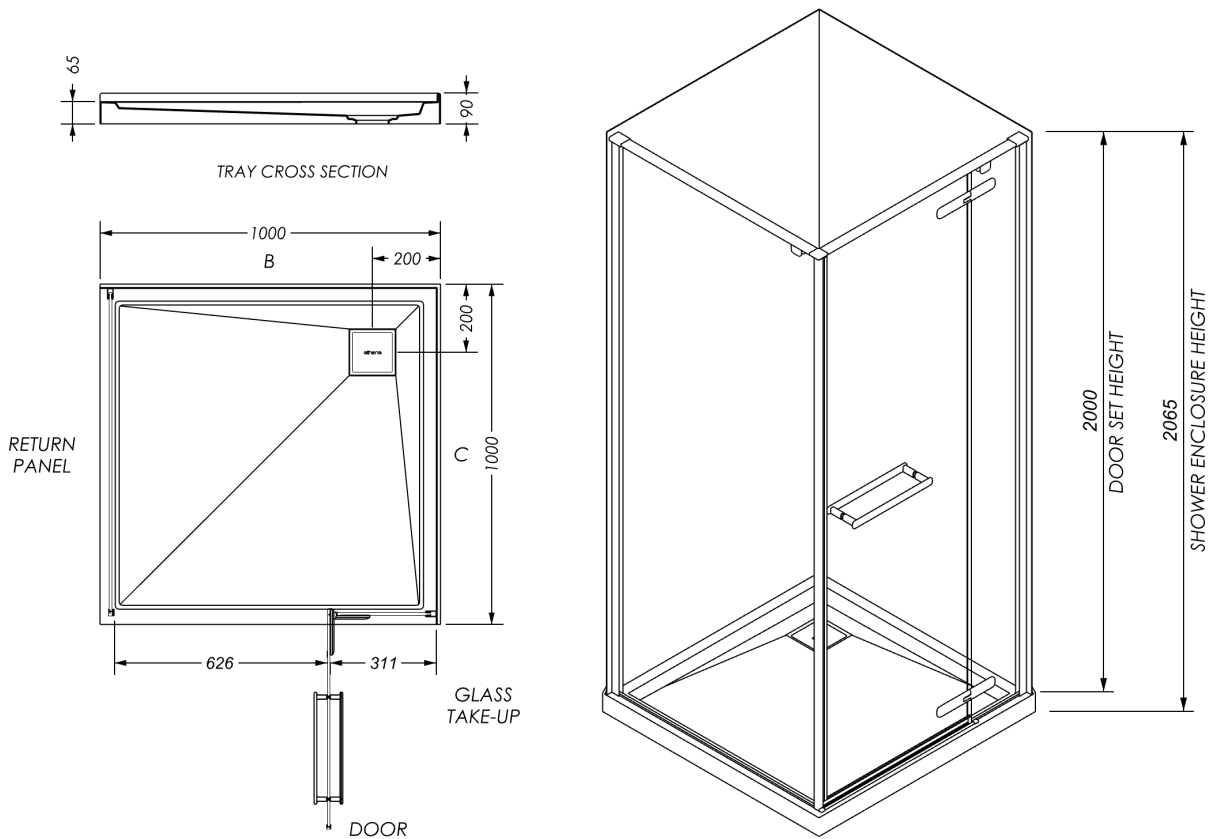
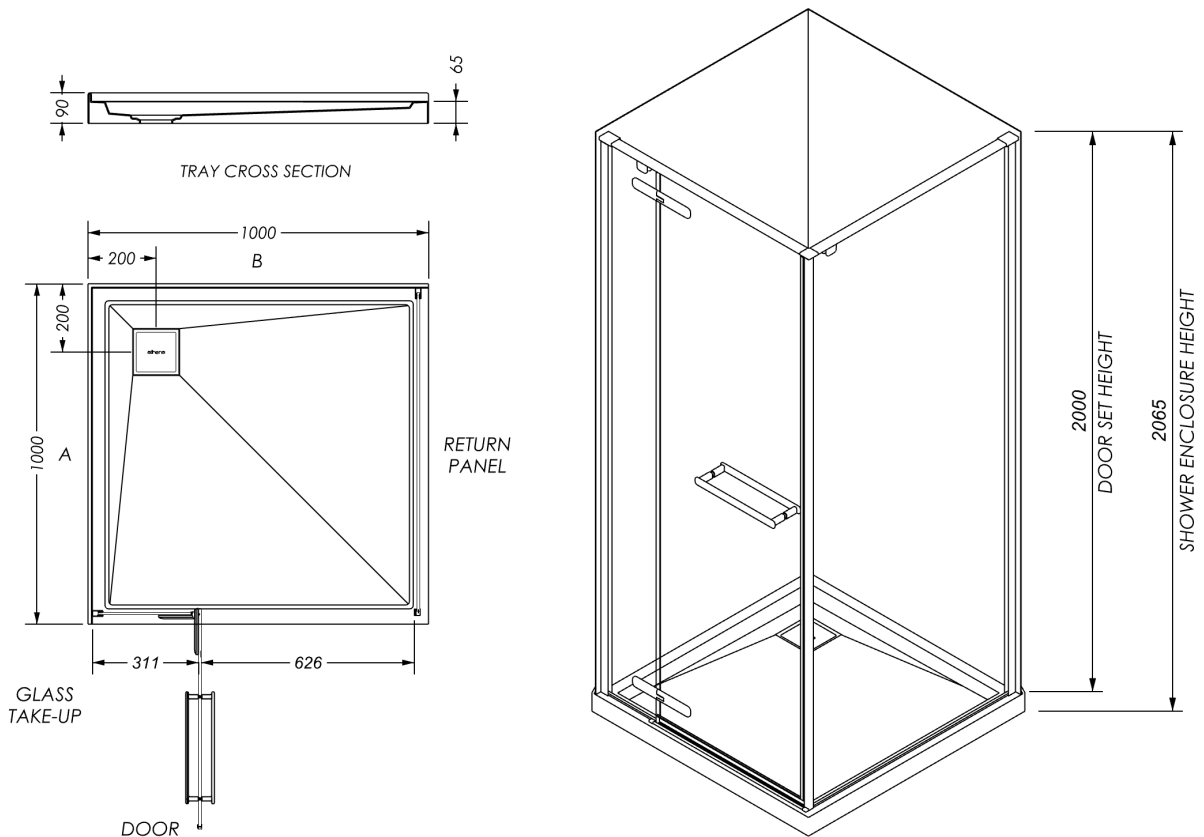
- SHOWER TRAY
- EASY CLEAN WASTE
- INSTALLATION KIT

2 sided (AB / BC upstands)	TRSA1S
3 sided (ABC upstands)	TRSA1A

MARCH 2024

ALL MEASUREMENTS ARE NOMINAL
 *WARRANTIES APPLY TO RESIDENTIAL DOMESTIC USE ONLY. WARRANTY VOID
 IF PRODUCT IS NOT INSTALLED ACCORDING TO OUR SPECIFICATIONS.
 **FOR FURTHER INFORMATION ON BIPR, INSTALLATION GUIDE AND PRODUCT
 OPTIONS PLEASE REFER TO THE WEBSITE.
athena.co.nz

SOUL ARTUS 1000X1000 SHOWER PACKAGE



MARCH 2024

ALL MEASUREMENTS ARE NOMINAL
 *WARRANTIES APPLY TO RESIDENTIAL DOMESTIC USE ONLY. WARRANTY VOID
 IF PRODUCT IS NOT INSTALLED ACCORDING TO OUR SPECIFICATIONS.
 **FOR FURTHER INFORMATION ON BIFR, INSTALLATION GUIDE AND PRODUCT
 OPTIONS PLEASE REFER TO THE WEBSITE.
athena.co.nz