

MIDJ

Forest Table

design Beatriz Sempere, 2017




Forest fixed table with base in lacquered metal, available in two sizes.
Top in wood: walnut solid or oak solid.

Colors and Materials


Structure




White steel




Black steel




Sand steel



Brown steel




Grafite metal



Papaya orange steel



Light blue metal



Ocean blue steel



Bronze metal



Fango steel




Golden yellow metal



Pastel yellow steel



Ash grey metal




Light grey steel




Ocher steel




Facepowder pink metal




Red steel



Bulgaro red metal




Cherry red metal



Pine green steel




Sage green metal



Dark green metal

Top



Solid oak straight edge



Solid walnut bark edge

Dimensions



Volumetric Details

Weight 142 Kg

Volume 1.4 mc

Package 4

	A (cm) (inch)	B (cm) (inch)	C (cm) (inch)
200x106 (cm) (inch)	77 30.3	200 78.7	106 41.7
250x106 (cm) (inch)	77 30.3	250 98.4	106 41.7

Materials Certifications

Dark green metal

The technologies used in the previous phase of powder coating play a fundamental role in the final result of the processing. They are in fact essential to increase adherence paint on the metal surface and then guarantee its duration over time. The metal frames, following a total cleaning of the surface, pass through chemical conversion processes, creating a compact base that allows for better adhesion of the subsequent treatment. In the last phase the object subjected to the powder coating process is placed in a polymerization oven, going to form an adherent and extremely tight layer durable. This particular paint job is ideal for outdoor use.

To clean the surface, use a damp microfiber cloth with neutral soap or specific metal cleaning products. Avoid hitting or rubbing the surface with sharp objects. Do not use scourers or other abrasive materials, since they would inevitably scratch the surface. Do not leave rusty iron objects on the surface for too long.

These surface treatments are not suitable for outdoor use, but they guarantee excellent resistance to frequent use, dirt and dust.

Materials Certifications

Solid oak straight edge

FEATURES AND PLUS

Solid wood tops are obtained from the trunk of the tree, in particular from the heartwood, or the inner part (the less young one). Each top has unique characteristics in terms of veins and knots due to the natural origin of the material. To reach the widths necessary for the realization of a top for domestic use, several floorboards/strips are joined together in an effort to maintain the greater possible uniformity.

MAINTENANCE

For the regular cleaning schedule of Solid woos tops, use a wet sponge with mild soap diluted in water or specific products. Dry after each application with a cloth or absorbent paper. Do not use abrasive products. In case of accidental release of liquid substances, dab immediately the surface with absorbent paper or a dry, clean cloth. Avoid proximity to heat sources. Expose the solid wood surfaces to light, for example by opening periodically the extensions of the tables that are placed inside the structures, or by moving any objects such as vases and accessories generally resting on the top.