

Arko Wall Faced

Collection: Elevate
Former name: Arko Wall Faced



Now with round flush buttons

Ceramic wall faced toilet suite

• Clean Flush, Nanoglaze, Easy Care Height

- Stylish minimalist design with curved pan, sits flat against wall
- Clean Flush rimless pan design for an efficient, powerful flush
- Easy care height
- White vitreous china with nanoglaze surface, easy to clean
- Soft-closing, easy-clean quick release seat with stainless steel pins
- S or P trap
- Universal cistern, suits back entry or bottom entry plumbing

Order codes

| | | |
|--------|-----------------------|----------------------|
| 191754 | Arko WF, Deluxe seat | Old code: STO-304-07 |
| 191748 | Arko WF, Slim seat | Old code: STO-304-01 |
| 191752 | Arko WF, Flat seat | Old code: n/a |
| 191750 | Arko WF, Classic seat | Old code: STO-304-03 |

Product details

| | |
|---------|---|
| CISTERN | Universal, suits back entry inlet or bottom entry plumbing. Left and right bottom entry inlet points. |
| PAN | Wall faced close coupled with rimless pan design. |
| TRAPS | Universal trap, suitable for S or P trap installations. |
| SEAT | Quick release seat with stainless steel hinges, soft closing. |
| WELS | 4 star rating 4.5/3 litre water saving flush. |
| SETOUT | Variable 80-190mm using supplied connector; 150mm recommended. |
| FIXING | This is a close coupled toilet suite — the cistern is fixed directly to the pan and does not require wall fixing. Pan may be bedded with cement base or using silicone sealant. |

Toilet seat options. Our premium toilet seats are made from Thermoset, a rigid, ceramic-like material that is anti-scratch and easy to clean.

Premium Thermoset (UF)



DELUXE SEAT

- 40 mm lid profile
- Premium quality
- Easy to clean, anti-scratch
- Rigid, ceramic-like surface
- Made from Thermoset (UF)



SLIM SEAT

- 20 mm lid profile
- Premium quality
- Easy to clean, anti-scratch
- Rigid, ceramic-like surface
- Made from Thermoset (UF)



FLAT SEAT

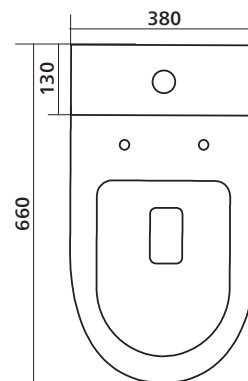
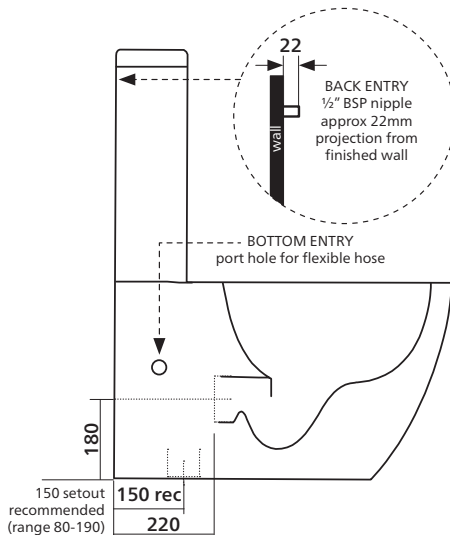
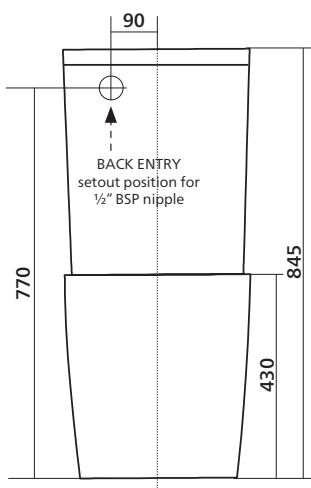
- Flat lid and seat
- Premium quality
- Easy to clean, anti-scratch
- Rigid, ceramic-like surface
- Made from Thermoset (UF)





Thermoplastic (PP)


CLASSIC SEAT

- 40 mm lid profile
- Lightweight, shiny finish
- Easy to clean
- Made from Thermoplastic (PP)



 Rimless Clean Flush pan – for an efficient, powerful flush.

 Nanoglaze surface – ultra-smooth, anti-bacterial, easy to clean.

 Easy care height – making it easier to get on and off the seat.

SEIMA

kitchen + laundry + bathroom ware

seima.com.au

Please note

- Installation shall be in accordance with AS/NZS3500.
- All measurements are in millimetres. Height dimensions are to base of pan. Make allowance for bedding.
- Bedding: Pan may be bedded with cement base or using silicone sealant. Fix pan to floor using a sand cement mixture of 3:1 to a depth of 60mm. Do not use lime or fast-drying cement.

- Bracket fixing: The pan should be bedded with silicone sealant and fixed with the brackets supplied.
- Do NOT use epoxy type adhesives.
- Dimensions are nominal and subject to normal ceramic manufacturing variations.
- Specifications may vary without notice as part of our continuous improvement practices.
- Clean with a damp cloth. Do not use abrasive cleaners, liquids or pastes.