



Rio Round Polished Edge Mirror Includes Mirror Demister



Note: All dimensions are in millimetres (mm)

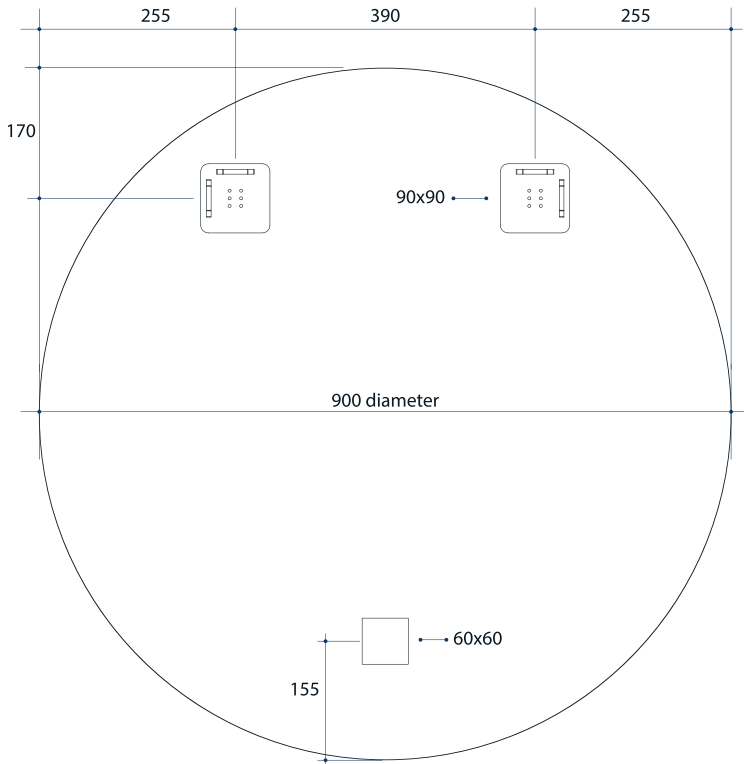
Stock Code	Size (mm)	Shape	Edge
RR9090GT	900Ø x 5	Round	Polished Edge




This product includes a mirror and Thermomirror demister. These are supplied as separate parts and the demister will need to be adhered to the back of the mirror prior to installation of the mirror. For details on the demister, please see next page.

Mirrors will need to be installed in accordance with the Installation Guide. Ablaze does not take responsibility for incorrect installation of these mirrors.

Rio Round Polished Edge Mirror



Note: All dimensions are in millimetres (mm)



Stock Code	Size (mm)	Shape	Edge
RR9090HN	900Ø x 11	Round	Polished Edge



Please note: Bracket location may vary +/- 5mm. DO NOT pre-drill holes for mounts before confirming exact locations on your mirror. Measurements and diagrams are to be used as a guide only.

Mirrors will need to be installed in accordance with the Installation Guide. Ablaze does not take responsibility for incorrect installation of these mirrors.